



# 2012

PRODUCT GUIDE





**W**elcome to Broadway Limited Imports' 2012 product guide. We have some exciting offerings that I know will tickle your fancy. Please take your time and enjoy this book at your leisure.

Visitors to the Broadway Limited Imports offices often say, "What a great place to work!" and we have to agree with them. We love what we do. Broadway Limited has some of the best engineers, designers, technicians, researchers, tool makers, graphic artists and project managers in the model train hobby. Most have been here since the early days of the company and are totally committed to making the best model trains in the world— and we think it shows in our products.

At every stage of production, we strive to get each detail exactly right. The saying, "It's just as easy to do it right" always makes us cringe. It is really difficult to do this right. Every model requires hundreds of hours of research to get the details accurate, then hundreds of hours of drawing and cutting the shape into the tool steel. Even the paint colors are painstakingly mixed and tested in natural light and compared to examples of the original paint before the parts are mass produced and assembled by hand. A mistake in any step along the way results in a product that is unacceptable to you, our modeler, a modeler discerning enough to be a Broadway Limited customer. We know our models are not inexpensive, but we also know our customers demand the best. So while we constantly look for ways to reduce costs, we never sacrifice quality. That's one of the many ideals that sets Broadway Limited Imports apart.

And yes, BLI is a great place to work. Thank you for your enthusiastic support.

Robert A. Grubba  
President / CEO  
Broadway Limited Imports



Bob Grubba, President (right)  
Ken Silvestri, Sales Director (left)



Larry Bedwell  
Lead Service Technician

# CONTENTS

## Paragon2 - HO

Alco RSD-15, HO.....	8
AT&SF Modernized 2-10-2, HO.....	10
Baldwin Centipede, HO.....	12
EMD E6, HO.....	14
EMD E7, HO.....	16
EMD E8 / E9, HO.....	18
EMD SD40-2, HO.....	20
EMD NW2 / SW7 Switcher, HO.....	22
PRR H-10 2-8-0, HO.....	24
PRR I1sa 2-10-0, HO.....	26
PRR K-4s 4-6-2, HO.....	28
PRR M1a / M1b 4-8-2.....	30
USRA Mikado Heavy 2-8-2, HO.....	32
USRA Mikado Light 2-8-2, HO.....	33
USRA Pacific Light 4-6-2, HO.....	34

## Rolling Stock / Passenger Cars

California Zephyr Cars, HO.....	40
K7 Stock Cars with Sound, HO.....	44
NYC Steel Box Car, HO.....	46
SP Daylight Cars, HO.....	48

## Maintenance of Way

Hi Rail Cars, HO.....	38
Trackmobile®, HO.....	39

## N Scale - Paragon2

EMD E6/7 A/B, N.....	50
----------------------	----

## Accessories

DCMaster Analog Control Module.....	37
Engineer and Firemen Figures.....	36

Broadway Limited Imports, LLC is an official licensee of Union Pacific and is authorized to use trademarks owned and/or registered by Union Pacific. "Union Pacific" and the Union Pacific shield are registered trademarks, used under license. The names and heralds of Southern Pacific and Western Pacific are registered trademarks of Union Pacific, used under license.

Broadway Limited Imports, LLC is an official licensee of CSX Corporation and is authorized to use trademarks owned and/or registered by CSX Corporation.

Broadway Limited Imports locomotives manufactured under US Patent No. 7,749,040 and RE38,660 under license from Real Rails, Inc.



The Paragon2 sound and control system is the best in the hobby. Period.

**Compatible with every controller in the industry.** Whether you run Lenz, EZ DCC,

Digitrax, NCE or anything else, a Paragon2 locomotive will run with it beautifully. Paragon2 unleashes the features long hidden in your controller, such as quillable whistle with NCE and Digitrax DT400, dozens of sound and operational functions mappable to the 28 NMRA defined functions.

**Extreme slow speed control in DC and DCC.** Whether operating in DCC or with any DC transformer, Paragon2 equipped locomotives will maintain speeds as low as 1/2 scale MPH, even pulling a load, up and down hills, around curves and through turnouts.

**Acoustically tuned chambers with sounds** matched to the harmonics of the chamber provide the best representation of the real model you have ever heard. Even in N scale.

Paragon2 is the best sound system Broadway has to offer and we put it into the best locomotives available in the hobby today. Features like full cab interiors with engineer and fireman figures, window glazing, cab lights, opening roof hatches, coal loads made from real coal crushed to scale sized lumps, engineer radio conversations recorded from the radios of real locomotives. Scale diameter hand rails and rivets. These are not toys, these are scale models for discriminating hobbyists like you.



### Locomotive Features OVERVIEW

- Features the ALL-NEW Paragon2 SOUND & Control System
- Integral DCC Decoder with Back EMF for Industry-Best Slow Speed Operation in DC and DCC
- Mechanically Synchronized Smoke & Chuff with On/Off (on most steams)
- Precision Drive Mechanism engineered for continuous heavy load towing and smooth slow speed operation
- 5-Pole Can Motor(s) with Skew Wound Armature
- Premium Caliber Painting with Authentic Paint Schemes
- Prototypical Light Operation with Golden White LED Headlight
- Operating Knuckle Couplers (Kadee® or compatible)
- Factory Installed Engineer and Firemen Figures
- The finest detail available on the market today



### Sound & Control System Features

Designed and patented by Broadway Limited Imports

- **Dual Mode: Operates in DC & DCC** with BackEMF for superb slow speed operation in DC & DCC (use DCMaster for DC sound activation)
- **Auto Pilot** - Record and play back once or repeatedly, a string of movements and sounds for automatic operation of the train.
- **16-bit Sample Rate** for exceptional clarity of sound
- **Playable Whistle** for multiple whistle lengths and patterns
- **Whistle/Horn Quill** with Digitrax DT400 and NCE DCC Systems allows on-demand analog control of the whistle for your own signature sound
- Choice of **3 selectable Whistles / Horns**
- **Alternate Whistle / Horn** where applicable for locomotives with air horn and steam whistle - both the main whistle and alternate can be easily played
- **Adjustable bell ringing interval** for faster or slower bell
- **Numerous Functions** can be mapped to the keys on your controller
- **Johnson Bar Sound** at Direction Change (Steam only)
- **Passenger Station Ambient Sounds** - Controlled with Function Key
- **Freight Yard Ambient Sounds** - Controlled with Function Key
- **Lumber Yard Ambient Sounds** - Controlled with Function Key
- **Crew Radio Communications** - Controlled with Function Key
- **Maintenance Yard Ambient Sounds** - Controlled with Function Key
- **Demo Mode** - Great for displays
- **Grade Crossing Automatic Signal** - One touch
- **8 Diesel Motor Revs** (Diesels only)
- **Simple Programming** with Integral DCC Decoder
- **Automatic Forward / Reverse Signal** - When activated, stopping triggers a stop whistle toot. When moving forward from a stopped position, toots twice. When moving in reverse, toots three times.
- **Individually adjustable sound volumes** for each effect
- **EZ Reset Button** for quick return to factory default settings

## Preordering & The Art of Avoiding Disappointment

**B**roadway Limited Imports' 2012 product line is a collection of beautiful and functional works of art that are produced in limited quantities.

The most reliable and trouble-free way to acquire a Broadway Limited Imports product is to contact your local hobby shop or a Broadway Limited Imports superstore (listed on the back cover of this product guide). Some of the products in this book are already on store shelves. Others are still in the design phase and will be coming to a retailer near you soon.

**O**ver the years, we've had hundreds of customers who wait in eager anticipation for one or more of our models to arrive, hoping to pick it up when his or her hobby shops stocks it. Only to find out later that the hobby shop has sold through its inventory before the product even got to the store! This is a disappointing scenario that we see too often. Don't be disappointed!

**M**ost hobby shops who carry our products will take preorders (a reservation) for our products at a nominal charge—some as low as just one penny with no obligation! *We highly recommend that you preorder items* as soon as possible with your hobby shop so that they can send their order along to us. This helps us immensely because we can then be sure to build enough product to cover your order and in many cases, products with higher preorders get priority in the production schedule, bringing them to your layout sooner!

Avoid the temptation to wait for items to arrive before attempting to purchase them as historically more than half of our projects have arrived to store shelves with many items sold out.

#### Tips for a better buying experience:

1. Visit [www.broadway-limited.com](http://www.broadway-limited.com) on the web for updated photographs, paint schemes, videos and information on all your favorite models.
2. Deal with a reputable hobby dealer—whether they be a brick and mortar store or an online hobby shop, only deal with trustworthy establishments as they are much more likely to stay abreast of the latest product information, delivery dates and other updates.
3. Guarantee your BLI product by having your dealer place a preorder by the "guaranteed order deadline" listed at [www.broadway-limited.com/schedule.aspx](http://www.broadway-limited.com/schedule.aspx). Doing so will effectively reserve your items in our production runs.





Southern Pacific



Santa Fe Yellow Bonnet



Santa Fe Zebra Stripe



Austin & Texas Central



GB&W



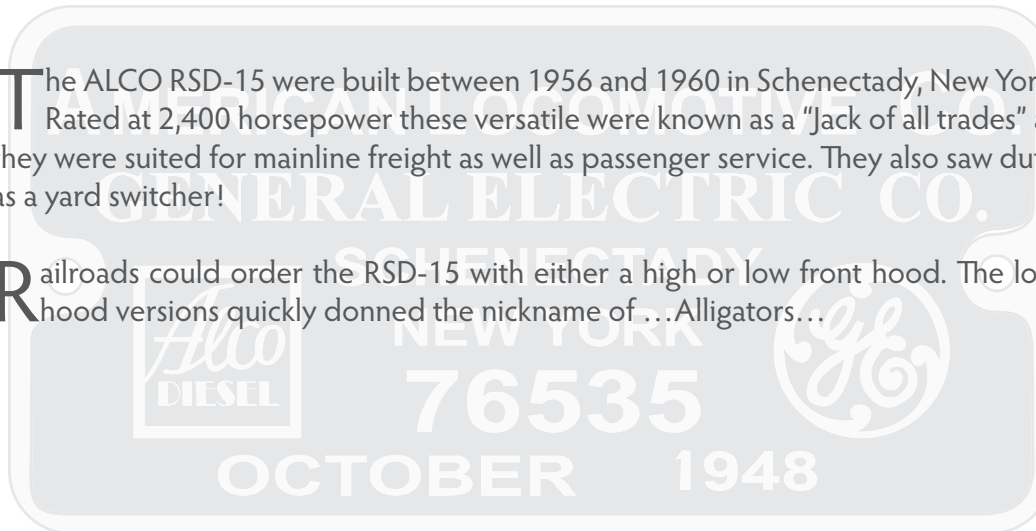
LS&I



PRR

The ALCO RSD-15 were built between 1956 and 1960 in Schenectady, New York. Rated at 2,400 horsepower these versatile were known as a "Jack of all trades" as they were suited for mainline freight as well as passenger service. They also saw duty as a yard switcher!

Railroads could order the RSD-15 with either a high or low front hood. The low hood versions quickly donned the nickname of ...Alligators...



CN Sergeant Stripes



CP Multimark

# Alco RSD-15, HO

## HO Scale Diesel Locomotive



- Beautifully Detailed and Accurately Modeled
  - Precision Paint and Color Schemes
  - Paragon2 Sound & Operation System with Authentic Sounds and Prototypical Operation for DC and DCC
  - Many Separately Applied Details including Brass Bell
  - Constant Intensity Directional Lighting
  - Lighted Number Boards
  - Factory Installed Engineer / Fireman Figures
  - Precision Gearing for Smooth, Powerful Operation
  - Auto Pilot Equipped for Automatic Operation
  - Superb slow speed operation due to the best BEMF control
- **Locomotive Composition:** ABS with Die Cast Chassis
  - **Motor type:** 5-Pole Can with Skewed Armature & Dual Fly Wheels
  - **Couplers:** (2) Operating Kadee® Compatible
  - **Compatible Tracks:** Code 70, 83, 100 Rail
  - **Recommended Minimum Radius:** 18 in or greater

### AVAILABLE ITEMS

2420 Alco RSD-15, ATSF #804, Zebra Stripes SANTA FE, Low Nose, Paragon2 Sound/DC/DCC, HO	\$279.99
2421 Alco RSD-15, ATSF #816, Zebra Stripes SANTA FE, Low Nose, Paragon2 Sound/DC/DCC, HO	\$279.99
2422 Alco RSD-15, ATSF #9810, Yellow Bonnet Scheme, Low Nose, Paragon2 Sound/DC/DCC, HO	\$279.99
2423 Alco RSD-15, ATSF #9841, Yellow Bonnet Scheme, Low Nose, Paragon2 Sound/DC/DCC, HO	\$279.99
2424 Alco RSD-15, Austin & Texas Central #442, Black Widow scheme, Low Nose, Paragon2 Sound/DC/DCC, HO	\$279.99
2425 Alco RSD-17, CP #8921, Large Multimark Scheme, High Nose, Paragon2 Sound/DC/DCC, HO	\$279.99
2426 Alco RSD-15, CN #1754, Sergeant Stripes Scheme, High Nose, Paragon2 Sound/DC/DCC, HO	\$279.99
2427 Alco RSD-15, GB&W #2407, Low Nose, Paragon2 Sound/DC/DCC, HO	\$279.99
2428 Alco RSD-15, GB&W #2405, Low Nose, Paragon2 Sound/DC/DCC, HO	\$279.99
2429 Alco RSD-15, LS&I #2400, Maroon Scheme, Low Nose, Paragon2 Sound/DC/DCC, HO	\$279.99
2430 Alco RSD-15, LS&I #2404, Maroon Scheme, Low Nose, Paragon2 Sound/DC/DCC, HO	\$279.99
2431 Alco RSD-15, PRR #8615, DGLE, High Nose, Paragon2 Sound/DC/DCC, HO	\$279.99
2432 Alco RSD-15, PRR #8616, DGLE, High Nose, Paragon2 Sound/DC/DCC, HO	\$279.99
2433 Alco RSD-15, SP #250, Bloody Nose Scheme, Low Nose, Paragon2 Sound/DC/DCC, HO	\$279.99
2434 Alco RSD-15, SP #251, Bloody Nose Scheme, Low Nose, Paragon2 Sound/DC/DCC, HO	\$279.99
2435 Alco RSD-15, Unpainted, High Nose, Paragon2 Sound/DC/DCC, HO	\$279.99
2436 Alco RSD-15, Unpainted, Low Nose, Paragon2 Sound/DC/DCC, HO	\$279.99




The 2-10-2 wheel arrangement, called the "Santa Fe" type, got its name because the AT&SF had such a large fleet of them – about 250 locomotives. The 3800 Class, built by Baldwin, were the largest 2-10-2's on the railroad. The locomotives were an improvement on the 2-10-0 Decapods – the trailing truck was added to help guide the engine in reverse.

BLI's original ATSF 2-10-2's modeled the 1930's version. Our Modernized Version locomotives will model this beauty as she appeared in the late 40's and 1950's. This modern 2-10-2 is most readily distinguished by its extended cab, raised running boards, drifting valve gear, and LFM disc main driver.

We are offering two types of the Modernized ATSF 2-10-2. One commonly used for switching has the switching pilot on the front, a large headlight on the rear of the tender roof, and a footboard pilot on the rear of the tender. This locomotive was commonly seen at the Valley Division north of Bakersfield, and in LA for the Cajon Pass. Our second type is the road unit – this one has the road pilot, a regular back-up light on the rear, and does not have the footboard pilot on the tender rear. Our models are specifically of engines used on Cajon, in Albuquerque, and on the Plains in Texas.

**Traits of the MODERNIZED 2-10-2**

- Modified Cab with alternate window & handrail configuration
- Raised Running Board
- Drifting Valve Gear
- LFM disc main driver
- Modified smoke stack/deflector
- Modern marker lights
- Modified piping & conduits
- Large rear headlight on tender with support platform
- Rear safety light on tender deck
- New details on tender



#3890

Photos courtesy Stan Kistler



Unlettered & Unnumbered



Road Pilot Version Tender

AVAILABLE ITEMS	
2191 ATSF 3800 Class 2-10-2, #3869, Modernized Version with switching pilot and tender, Paragon2 Sound/DC/DCC, HO	\$399.99
2192 ATSF 3800 Class 2-10-2, #3880, Modernized Version with switching pilot and tender, Paragon2 Sound/DC/DCC, HO	\$399.99
2193 ATSF 3800 Class 2-10-2, #3857, Modernized Version with road pilot and tender, Paragon2 Sound/DC/DCC, HO	\$399.99
2194 ATSF 3800 Class 2-10-2, #3886, Modernized Version with road pilot and tender, Paragon2 Sound/DC/DCC, HO	\$399.99
2195 ATSF 3800 Class 2-10-2, #3851, Modernized Version with switching pilot and tender, Paragon2 Sound/DC/DCC, HO	\$399.99
2196 ATSF 3800 Class 2-10-2, #3866, Modernized Version with switching pilot and tender, Paragon2 Sound/DC/DCC, HO	\$399.99
2197 ATSF 3800 Class 2-10-2, #3888, Modernized Version with road pilot and tender, Paragon2 Sound/DC/DCC, HO	\$399.99
2198 ATSF 3800 Class 2-10-2, #3890, Modernized Version with road pilot and tender, Paragon2 Sound/DC/DCC, HO	\$399.99
2199 ATSF 3800 Class 2-10-2, Unlettered, Modernized Version with switching pilot and tender, Paragon2 Sound/DC/DCC, HO	\$399.99
2200 ATSF 3800 Class 2-10-2, Unlettered, Modernized Version with road pilot and tender, Paragon2 Sound/DC/DCC, HO	\$399.99

**AT&SF Modernized 2-10-2**  
**HO Scale Steam Locomotive**



- Beautifully Detailed and Accurately Modeled
- Precision Paint, Color, and Lettering Schemes
- Paragon2 Sound & Operation System with Authentic Sounds and Prototypical Operation for DC and DCC
- Multiple / Quillable Whistles
- Many Separately Applied Details including Brass Bell
- Constant Intensity Directional Lighting
- Factory Installed Engineer / Fireman Figures
- Synchronized Smoke Puffs with each Chuff
- Auto Pilot Equipped for Automatic Operation
- Superb slow speed operation due to the best BEMF control
- Jeweled Marker Lights
- **Locomotive Composition:** ABS with Die Cast Chassis
- **Motor type:** 5-Pole Can with Skewed Armature & Dual Fly Wheels
- **Couplers:** (2) Operating Kadee® Compatible
- **Compatible Tracks:** Code 70, 83, 100 Rail
- **Optional Traction Tire Driver Included**
- **Recommended Minimum Radius:** 22 in or greater



PRR Single Stripe Freight Scheme



PRR 5-Stripe Passenger Scheme



Baldwin Demonstrator

Baldwin produced the famous "Centipede" diesel locomotives during 1945-48, and sold them to three railroads (SAL, NdeM and PRR). The Centipedes were very large, 91½ feet long for single units as operated on SAL and NdeM, and 183 feet long for semi-permanently-coupled A-A pairs as operated on the PRR!

Each unit contained two 1500 horsepower diesel motors, so a pair contained four motors and totaled 6000 horsepower. Centipedes were very heavy, totaling 1,200,000 pounds for a pair, with more than 800,000 of those pounds carried by the 16 drivers. These spectacular diesel locomotives are a must-have for any Pennsy diesel modeler as well as anyone who wants to showcase unique, premium quality on his layout. Don't miss these limited run diesel gems.

The Union Pacific ordered but never took possession of a pair of Centipedes. They were to be numbered #1600A and #1601A. Baldwin never delivered the pair and they were eventually scrapped. For all our UP fans, BLI is offering a "what if" version of these brutes that certainly would have fit-in with the Big Boy, Challenger and the Veranda!

AVAILABLE ITEMS

2500 PRR Centipede #5830A1/5830A2 Set, Brunswick Green, Gold Leaf Lettering, 5-Stripe Passenger Scheme, both units Paragon2 Sound/DC/DCC, HO	\$499.99
2501 PRR Centipede #5831/#5819 Set, Brunswick Green, Gold Leaf Lettering, 5-Stripe Passenger Scheme, both units Paragon2 Sound/DC/DCC, HO	\$499.99
2502 PRR Centipede #5829/#5817 Set, Brunswick Green, Buff Lettering, Single-Stripe Freight Scheme, both units Paragon2 Sound/DC/DCC, HO	\$499.99
2503 PRR Centipede #5833/#5821 Set, Brunswick Green, Buff Lettering, Single-Stripe Freight Scheme, both units Paragon2 Sound/DC/DCC, HO	\$499.99
2504 PRR Centipede #5832, A1 Unit with Trainphone Antennae, Brunswick Green, Gold Leaf Lettering, 5-Stripe Passenger scheme, Paragon2 Sound/DC/DCC, HO	\$299.99
2505 PRR Centipede #5820, A2 Unit w/out Trainphone Antennae, Brunswick Green, Gold Leaf Lettering, 5-Stripe Passenger scheme, Paragon2 Sound/DC/DCC, HO	\$299.99
2506 NdeM Centipede #6401, As Delivered Scheme - Dark Green, Orange and Yellow, Paragon2 Sound/DC/DCC, HO	\$299.99
2507 NdeM Centipede #6405, As Delivered Scheme - Dark Green, Orange and Yellow, Paragon2 Sound/DC/DCC, HO	\$299.99
2508 SAL Centipede #4500, Citrus Scheme, Paragon2 Sound/DC/DCC, HO	\$299.99
2509 SAL Centipede #4501, Citrus Scheme, Paragon2 Sound/DC/DCC, HO	\$299.99
2510 UP Centipede #1600A/1601A Set, Yellow & Gray Scheme, both units Paragon2 Sound/DC/DCC, HO	\$499.99
2094 Baldwin Demonstrator Centipede #6000A/6000B Set, Dark Blue and Creme, both units Paragon2 Sound/DC/DCC, HO	\$499.99

# Baldwin Centipede

## HO Scale Diesel Locomotive



- Beautifully Detailed and Accurately Modeled
- Precision Paint and Color Schemes
- Paragon2 Sound & Operation System with Authentic Sounds and Prototypical Operation for DC and DCC
- Many Separately Applied Details
- Constant Intensity Directional Lighting
- Lighted Number Boards
- Factory Installed Engineer / Fireman Figures
- Precision Gearing for Smooth, Powerful Operation
- Auto Pilot Equipped for Automatic Operation
- Superb slow speed operation due to the best BEMF control
- **Locomotive Composition:** ABS with Die Cast Chassis
- **Motor type:** 5-Pole Can with Skewed Armature & Dual Fly Wheels
- **Couplers:** FRONT: Operating Kadee® Compatible REAR: Operating Kadee® Compatible or Optional Drawbar
- **Compatible Tracks:** Code 70, 83, 100 Rail
- **Recommended Minimum Radius:** 22 in or greater



Seaboard Air Line



Nacionales de Mexico



Union Pacific



EMD built the E-Units between 1937 through 1963. Originally the name E unit referred to the fact that these units boasted of eighteen hundred horsepower. This designation remained throughout the E unit production even though later models incorporated higher horsepower ratings.

Due to the technology of the time, E units like many locomotives used multiple units to achieve the required power. EMD offered cabled units called B or booster units. Some railroads ordered AB, ABB or ABA units depending on power needs.

E6's were manufactured by EMD in La Grange, Illinois, between the years 1939 and 1941. To achieve 2,000 horsepower, EMD combined two 1,000 horsepower, 12 cylinder, model 567 engines inside of the engine compartment.

AVAILABLE ITEMS

2330 EMD E6 A/B Set, ATSF #12L/#12A, Warbonnet Scheme, A-unit Paragon2 Sound/DC/DCC, Unpowered B-unit, HO	\$349.99
2331 EMD E6 A/B Set, UP #987/#987B, Yellow & Gray Scheme, A-unit Paragon2 Sound/DC/DCC, Unpowered B-unit, HO	\$349.99
2332 EMD E6 A/B Set, Unpainted, Dual headlight, A-unit Paragon2 Sound/DC/DCC, Unpowered B-unit, HO	\$349.99
2333 EMD E6A, ATSF #14L, Warbonnet Scheme, Paragon2 Sound/DC/DCC, HO	\$269.99
2334 EMD E6B, ATSF #15A, Warbonnet Scheme, Paragon2 Sound/DC/DCC, HO	\$269.99
2335 EMD E6A, B&O #63, Blue, Gray, Black Yellow Scheme, Paragon2 Sound/DC/DCC, HO	\$269.99
2336 EMD E6B, B&O #63X, Blue, Gray, Black Yellow Scheme, Paragon2 Sound/DC/DCC, HO	\$269.99
2337 EMD E6A, FEC #1003, Red & Yellow Scheme, Paragon2 Sound/DC/DCC, HO	\$269.99
2338 EMD E6B, FEC #1051, Red & Yellow Scheme, Paragon2 Sound/DC/DCC, HO	\$269.99
2339 EMD E6A, IC #4002, Chocolate & Orange Scheme, Paragon2 Sound/DC/DCC, HO	\$269.99
2340 EMD E6A, IC #4003, Chocolate & Orange Scheme, Paragon2 Sound/DC/DCC, HO	\$269.99
2341 EMD E6A, KCS #4, Yellow, Black & Red Scheme, Paragon2 Sound/DC/DCC, HO	\$269.99
2342 EMD E6A, KCS #5, Yellow, Black & Red Scheme, Paragon2 Sound/DC/DCC, HO	\$269.99
2343 EMD E6A, MILW #15A, As Delivered Gray/Orange Scheme, Paragon2 Sound/DC/DCC, HO	\$269.99
2344 EMD E6A, MILW #15B, As Delivered Gray/Orange Scheme, Paragon2 Sound/DC/DCC, HO	\$269.99
2345 EMD E6A, UP #995, Yellow & Gray Scheme, Paragon2 Sound/DC/DCC, HO	\$269.99
2346 EMD E6B, UP #985B, Yellow & Gray Scheme, Paragon2 Sound/DC/DCC, HO	\$269.99
2347 E6A, Unpainted, Dual headlight, Paragon2 Sound/DC/DCC, HO	\$269.99
2348 E6B, Unpainted, Paragon2 Sound/DC/DCC, HO	\$269.99



UP



B&O



FEC



ATSF Warbonnet



Illinois Central



KCS



MILW

# EMD E6

## HO Scale Diesel Locomotive



- Beautifully Detailed and Accurately Modeled
- Precision Paint and Color Schemes
- Paragon2 Sound & Operation System with Authentic Sounds and Prototypical Operation for DC and DCC
- Many Separately Applied Details
- Constant Intensity Directional Lighting
- Lighted Number Boards
- Factory Installed Engineer / Fireman Figures
- Precision Gearing for Smooth, Powerful Operation
- Auto Pilot Equipped for Automatic Operation
- Superb slow speed operation due to the best BEMF control
- **Locomotive Composition:** ABS with Die Cast Chassis
- **Motor type:** 5-Pole Can with Skewed Armature & Dual Fly Wheels
- **Couplers:** (2) Operating Kadee® Compatible
- **Compatible Tracks:** Code 70, 83, 100 Rail
- **Recommended Minimum Radius:** 18 in or greater





UP City of LA

EMD built the E-Units between 1937 through 1963. Originally the name E-unit referred to the fact that these units boasted of eighteen hundred horsepower. This designation remained throughout the E-unit production even though later models incorporated higher horsepower ratings.

Due to the technology of the time, E units like many locomotives used multiple units to achieve the required power. EMD offered cables units called B or booster units. Some railroads ordered AB, ABB or ABA units depending on power needs.



SP Daylight



ACL


AVAILABLE ITEMS

2370 EMD E7A/B, SP #6002/5902, Daylight Scheme, A-unit Paragon2 Sound/DC/DCC, B-unit Unpowered, HO	\$349.99
2371 EMD E7A/B, UP #LA7/LA8, City of Los Angeles, A-unit Paragon2 Sound/DC/DCC, B-unit Unpowered, HO	\$349.99
2372 EMD E7A, ACL #524, Purple and Gray Scheme, Paragon2 Sound/DC/DCC, HO	\$269.99
2373 EMD E7B, ACL #755, Purple and Gray Scheme, Paragon2 Sound/DC/DCC, HO	\$269.99
2374 EMD E7A, B&M #3802, Maroon & Gold Scheme, Paragon2 Sound/DC/DCC, HO	\$269.99
2375 EMD E7A, B&M #3803, Maroon & Gold Scheme, Paragon2 Sound/DC/DCC, HO	\$269.99
2376 EMD E7A, MILW #15A, Maroon & Orange Scheme, Paragon2 Sound/DC/DCC, HO	\$269.99
2377 EMD E7A, MILW #15B, Maroon & Orange Scheme, Paragon2 Sound/DC/DCC, HO	\$269.99
2378 EMD E7A, SP #6001, Daylight Scheme, Paragon2 Sound/DC/DCC, HO	\$269.99
2379 EMD E7B, SP #5901, Daylight Scheme, Paragon2 Sound/DC/DCC, HO	\$269.99
2380 EMD E7B, UP #LA9, City of Los Angeles, Paragon2 Sound/DC/DCC, HO	\$269.99
2381 EMD E7A, Unpainted, dual headlight, Paragon2 Sound/DC/DCC, HO	\$269.99
2382 EMD E7B, Unpainted, Paragon2 Sound/DC/DCC, HO	\$269.99

Electro-Motive Division  
La Grange, Illinois



DATE \_\_\_\_\_ CLASS \_\_\_\_\_  
MODEL \_\_\_\_\_ SERIAL \_\_\_\_\_



B&M



Milwaukee

# EMD E7

## HO Scale Diesel Locomotive



- Beautifully Detailed and Accurately Modeled
- Precision Paint and Color Schemes
- Paragon2 Sound & Operation System with Authentic Sounds and Prototypical Operation for DC and DCC
- Many Separately Applied Details
- Constant Intensity Directional Lighting
- Lighted Number Boards
- Factory Installed Engineer / Fireman Figures
- Precision Gearing for Smooth, Powerful Operation
- Auto Pilot Equipped for Automatic Operation
- Superb slow speed operation due to the best BEMF control
- **Locomotive Composition:** ABS with Die Cast Chassis
- **Motor type:** 5-Pole Can with Skewed Armature & Dual Fly Wheels
- **Couplers:** (2) Operating Kadee® Compatible
- **Compatible Tracks:** Code 70, 83, 100 Rail
- **Recommended Minimum Radius:** 18 in or greater



UP

AVAILABLE ITEMS		
2350 EMD E8 A/B Set, ATSF #85L/86L, Warbonnet Scheme, A-unit Paragon2 Sound/DC/DCC, Dummy B, HO		349.99
2351 EMD E9 A/B Set, UP #950/950B, Yellow & Gray Streamliner Scheme, A-unit Paragon2 Sound/DC/DCC, Dummy B, HO		349.99
2352 EMD E8 A/B Set, Unpainted, Dual headlight, A-unit Paragon2 Sound/DC/DCC, Dummy B, HO		349.99
2353 EMD E8A, ATSF #82A, Warbonnet Scheme, Paragon2 Sound/DC/DCC, HO		269.99
2354 EMD E8B, ATSF #83A, Warbonnet Scheme, Paragon2 Sound/DC/DCC, HO		269.99
2355 EMD E8A, CB&Q #9964, Red Stainless Steel Scheme, Paragon2 Sound/DC/DCC, HO		269.99
2356 EMD E8A, CB&Q #9967, Red Stainless Steel Scheme, Paragon2 Sound/DC/DCC, HO		269.99
2357 EMD E8A, Demo #952, Blue, Silver, & Yellow Scheme, Paragon2 Sound/DC/DCC, HO		269.99
2358 EMD E8A, NYC #4045, Cigar Band Scheme, Paragon2 Sound/DC/DCC, HO		269.99
2359 EMD E8A, NYC #4046, Cigar Band Scheme, Paragon2 Sound/DC/DCC, HO		269.99
2360 EMD E8A, PRR #5809, Tuscan Red 5-Stripe Scheme, Paragon2 Sound/DC/DCC, HO		269.99
2361 EMD E8A, PRR #5810, Tuscan Red 5-Stripe Scheme, Paragon2 Sound/DC/DCC, HO		269.99
2362 EMD E9A, UP #956, Yellow & Gray Streamliner Scheme, Paragon2 Sound/DC/DCC, HO		269.99
2363 EMD E9B, UP #956B, Yellow & Gray Streamliner Scheme, Paragon2 Sound/DC/DCC, HO		269.99
2364 EMD E8A, Unpainted, Dual headlight, Paragon2 Sound/DC/DCC, HO		269.99
2365 EMD E8B, Unpainted, Paragon2 Sound/DC/DCC, HO		269.99




PRR




ATSF



CB&Q



Demo



NYC

# EMD E8 / E9

## HO Scale Diesel Locomotive



- Beautifully Detailed and Accurately Modeled
- Precision Paint and Color Schemes
- Paragon2 Sound & Operation System with Authentic Sounds and Prototypical Operation for DC and DCC
- Many Separately Applied Details
- Constant Intensity Directional Lighting
- Lighted Number Boards
- Factory Installed Engineer / Fireman Figures
- Precision Gearing for Smooth, Powerful Operation
- Auto Pilot Equipped for Automatic Operation
- Superb slow speed operation due to the best BEMF control
- **Locomotive Composition:** ABS with Die Cast Chassis
- **Motor type:** 5-Pole Can with Skewed Armature & Dual Fly Wheels
- **Couplers:** (2) Operating Kadee® Compatible
- **Compatible Tracks:** Code 70, 83, 100 Rail
- **Recommended Minimum Radius:** 18 in or greater

Specified features may change at any time.



AVAILABLE ITEMS		
2270 EMD SD40-2, ATSF #5038, Yellow Bonnet Scheme, Paragon2 Sound/DC/DCC, HO	\$269.99	
2271 EMD SD40-2, ATSF #5052, Yellow Bonnet Scheme, Paragon2 Sound/DC/DCC, HO	\$269.99	
2272 EMD SD40-2, BHP Iron Ore #3095, Bubbles Scheme, Paragon2 Sound/DC/DCC, HO	\$269.99	
2273 EMD SD40-2, BHP Iron Ore #3096, Bubbles Scheme, Paragon2 Sound/DC/DCC, HO	\$269.99	
2274 EMD SD40-2, BHP Iron Ore #3078, Blue Scheme, Paragon2 Sound/DC/DCC, HO	\$269.99	
2275 EMD SD40-2, CN #6127, Red, Black & Gray Scheme, Paragon2 Sound/DC/DCC, HO	\$269.99	
2276 EMD SD40-2, CN #6128, Red, Black & Gray Scheme, Paragon2 Sound/DC/DCC, HO	\$269.99	
2277 EMD SD40-2, CSX #2437, Dark Future Scheme, Paragon2 Sound/DC/DCC, HO	\$269.99	
2278 EMD SD40-2, CSX #2438, Dark Future Scheme, Paragon2 Sound/DC/DCC, HO	\$269.99	
2279 EMD SD40-2, Mopac #790, Blue with White Eagle, Paragon2 Sound/DC/DCC, HO	\$269.99	
2280 EMD SD40-2, Mopac #809, Blue with White Eagle, Paragon2 Sound/DC/DCC, HO	\$269.99	
2281 EMD SD40-2, NdeM #8762, Black and Red Scheme, Paragon2 Sound/DC/DCC, HO	\$269.99	
2282 EMD SD40-2, NdeM #8746, Black and Red Scheme, Paragon2 Sound/DC/DCC, HO	\$269.99	
2283 EMD SD40-2, UP #3125, Yellow and Gray Scheme, Paragon2 Sound/DC/DCC, HO	\$269.99	
2284 EMD SD40-2, UP #3137, Yellow and Gray Scheme, Paragon2 Sound/DC/DCC, HO	\$269.99	
2285 EMD SD40-2, Unpainted, Paragon2 Sound/DC/DCC, HO	\$269.99	

The EMD SD40-2 is a 3,000 horsepower (2,240 kW) diesel-electric locomotive built by General Motors' Electro-Motive Division between January 1972 and February 1986.

3,957 examples were built, and every class 1 railroad in North America has operated this locomotive. Part of the EMD Dash 2 line, the SD40-2 was an upgraded SD40 with modular electronic control systems, HT-C trucks, and many other detail improvements. The SD40-2 is one of the best-selling diesel locomotive models of all time. Broadway Limited Imports is proud to bring to your layout this American staple locomotive.

These versatile and reliable locomotives have also seen service in Canada, Mexico, Brazil and Guinea.



UP




ATSF



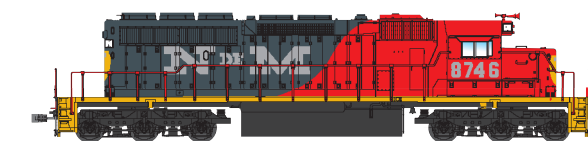
CN



BHP Bubbles



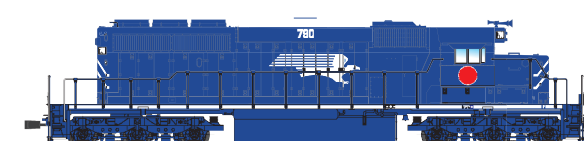
CSX



NdeM



BHP Blue



Mopac

# EMD SD40-2

## HO Scale Diesel Locomotive



- Beautifully Detailed and Accurately Modeled
- Precision Paint and Color Schemes
- Paragon2 Sound & Operation System with Authentic Sounds and Prototypical Operation for DC and DCC
- Many Separately Applied Details including Brass Bell
- Constant Intensity Directional Lighting
- Lighted Number Boards
- Factory Installed Engineer / Fireman Figures
- Precision Gearing for Smooth Operation
- Auto Pilot Equipped for Automatic Operation
- Superb slow speed operation due to the best BEMF control
- **Locomotive Composition:** ABS with Die Cast Chassis
- **Motor type:** 5-Pole Can with Skewed Armature & Fly Wheel
- **Couplers:** (2) Operating Kadee® Compatible
- **Compatible Tracks:** Code 70, 83, 100 Rail
- **Recommended Minimum Radius:** 18 in or greater

Specified features may change at any time.



Model above shown for reference.  
NYC as shown not delivered in this product guide.

The 1,000 horsepower EMD NW2 is a switcher locomotive built by General Motors' Electro-Motive Division from 1939 to 1949. 1,145 of these useful switchers were built: 1,121 for use in the United States and 24 were exported to Canadian railroads. In late 1948, NW2 manufacture was moved from La Grange, Illinois to Cleveland, Ohio.

GM generated 1,000 hp by using a 12-cylinder model 567 engine. Later, they switched to using model 567A engines. Broadway Limited is proud to bring precision switching power to your layout—fully sound equipped with crew chatter, autopilot and much, much more.

Between 1949 and 1951, EMD built 489 SW7's. Over 50 railroads relied on these popular 1200 horsepower workhorses for their switching duties.

## EMD NW2 / SW7 Switcher

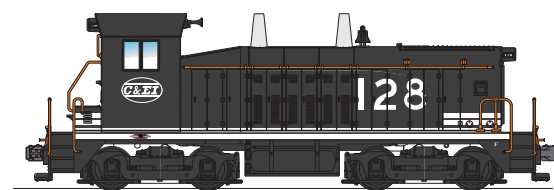
### HO Scale Diesel Switching Locomotive



- Beautifully Detailed and Accurately Modeled
- Precision Paint and Color Schemes
- Paragon2 Sound & Operation System with Authentic Sounds and Prototypical Operation for DC and DCC
- Many Separately Applied Details including Brass Bell
- Constant Intensity Directional Lighting
- Lighted Number Boards
- Factory Installed Engineer / Fireman Figures
- Precision Low Gearing for Smooth, Powerful Operation
- Auto Pilot Equipped for Automatic Operation
- Superb slow speed operation due to the best BEMF control

- **Locomotive Composition:** ABS with Die Cast Chassis
- **Motor type:** 5-Pole Can with Skewed Armature & Dual Fly Wheels
- **Couplers:** (2) Operating Kadee® Compatible
- **Compatible Tracks:** Code 70, 83, 100 Rail
- **Recommended Minimum Radius:** 18 in or greater

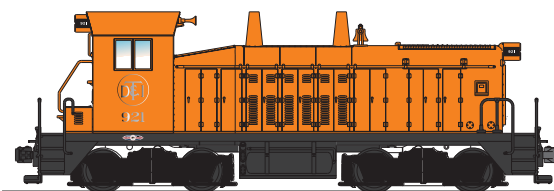
Specified features may change at any time.




C&I



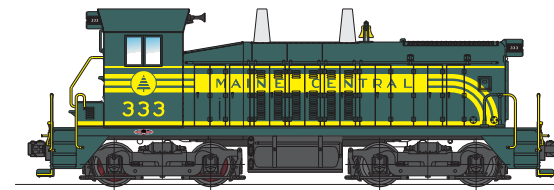
ACL




DT&I



SOU (CNO&TP)



MEC



SP&S



UP



GN



UP Streamliners


Specified features may change at any time.

AVAILABLE ITEMS

1213 EMD SW7 Switcher, C&I, #128, Black w/White Stripes, Paragon2 Sound/DC/DCC, HO	\$199.99
1214 EMD SW7 Switcher, C&I, #130, Black w/White Stripes, Paragon2 Sound/DC/DCC, HO	\$199.99
1215 EMD SW7 Switcher, ACL, #651, Black w/Yellow Stripes, Paragon2 Sound/DC/DCC, HO	\$199.99
1216 EMD SW7 Switcher, ACL, #643, Black w/Yellow Stripes, Paragon2 Sound/DC/DCC, HO	\$199.99
1217 EMD SW7 Switcher, DT&I, #921, Orange w/DT&I Monogram, Paragon2 Sound/DC/DCC, HO	\$199.99
1218 EMD SW7 Switcher, DT&I, #924, Orange w/DT&I Monogram, Paragon2 Sound/DC/DCC, HO	\$199.99
1219 EMD SW7 Switcher, SOU(CNO&TP), #6064, Black/Gold Tuxedo, Paragon2 Sound/DC/DCC, HO	\$199.99
1220 EMD SW7 Switcher, SOU(CNO&TP), #6060, Black/Gold Tuxedo, Paragon2 Sound/DC/DCC, HO	\$199.99
2042 EMD SW7 Switcher, Unpainted, Paragon 2 Sound/DC/DCC, HO	\$199.99
2044 EMD SW7 Switcher, MEC #333, Green and Yellow Scheme, Paragon2 Sound/DC/DCC, HO	\$199.99
2258 EMD SW7 Switcher, PRR #9083, Brunswick Green, Paragon2 Sound/DC/DCC, HO	\$199.99
2259 EMD SW7 Switcher, PRR #7914, Brunswick Green, Paragon2 Sound/DC/DCC, HO	\$199.99
2260 EMD SW9 Switcher, SP&S #43, Broadstripe Scheme, Paragon2 Sound/DC/DCC, HO (Hobby Smith Exclusive)	\$199.99
2261 EMD SW9 Switcher, SP&S #44, Broadstripe Scheme, Paragon2 Sound/DC/DCC, HO (Hobby Smith Exclusive)	\$199.99
2262 EMD SW7 Switcher, UP #1810, Yellow & Gray Scheme, Paragon2 Sound/DC/DCC, HO	\$199.99
2263 EMD SW7 Switcher, UP #1803, Yellow & Gray Scheme, Paragon2 Sound/DC/DCC, HO	\$199.99
2111 EMD NW2 Switcher, GN #159, Simplified Empire Builder scheme, Paragon2 Sound/DC/DCC, HO	\$199.99
2112 EMD NW2 Switcher, GN #162, Simplified Empire Builder scheme, Paragon2 Sound/DC/DCC, HO	\$199.99
2113 EMD NW2 Switcher, PRR #9248, Brunswick Green, Paragon2 Sound/DC/DCC, HO	\$199.99
2114 EMD NW2 Switcher, PRR #9249, Brunswick Green, Paragon2 Sound/DC/DCC, HO	\$199.99
2117 EMD NW2 Switcher, UP #1085, "Road of the Streamliners", Paragon2 Sound/DC/DCC, HO	\$199.99
2118 EMD NW2 Switcher, UP #1094, "Road of the Streamliners", Paragon2 Sound/DC/DCC, HO	\$199.99
2119 EMD NW2 Switcher, Erie Lackawanna #421, Gray/Maroon scheme, Paragon2 Sound/DC/DCC, HO	\$199.99
2120 EMD NW2 Switcher, Erie Lackawanna #424, Gray/Maroon scheme, Paragon2 Sound/DC/DCC, HO	\$199.99
2121 EMD NW2 Switcher, Unpainted, Paragon2 Sound/DC/DCC, HO	\$199.99
1200 EMD NW2 Switcher, SP, #1424, Black w/Orange Tiger Stripes, Sound/DC/DCC, HO	\$199.99
1201 EMD NW2 Switcher, SP, #1423, Black w/Orange Tiger Stripes, Sound/DC/DCC, HO	\$199.99
2124 EMD NW2 Switcher, Rock Island #4905, Red and Yellow Scheme, Paragon2 Sound/DC/DCC, HO (Factory Direct Trains Exclusive)	\$199.99
2125 EMD NW2 Switcher, Rock Island #4906, Red and Yellow Scheme, Paragon2 Sound/DC/DCC, HO (Factory Direct Trains Exclusive)	\$199.99




Erie



Rock Island



SP



PRR



Pennsy's "H" class locomotives were of the "consolidation" type. These 2-8-0, mighty mites measured just under 66 feet. That's the locomotive and tender combined! The "H" loco's may have been small in size but certainly not small in quantities. PRR built over 1,500 units.

First built in 1907 with the signature Pennsy Belpaire firebox the "H" class locomotives were still in service until 1957 when the Pennsy ended all steam locomotive operations. Amazing!

PRR and BLI are nearly synonymous in HO steam locomotive modeling. We combine the tireless work of our dedicated researchers, the finest train toolmakers in the world and incredibly talented mechanical and sound engineers to produce the locomotive that Pennsy fans have come to love. We love what we do!

AVAILABLE ITEMS	
2320 PRR H10s 2-8-0, #8022, Paragon2 Sound/DC/DCC, HO	\$399.99
2321 PRR H10s 2-8-0, #8304, Paragon2 Sound/DC/DCC, HO	\$399.99
2322 PRR H10s 2-8-0, #8421, Paragon2 Sound/DC/DCC, HO	\$399.99
2323 PRR H10s 2-8-0, #9915, Paragon2 Sound/DC/DCC, HO	\$399.99
2324 PRR H10s 2-8-0, Unlettered & Unnumbered, Paragon2 Sound/DC/DCC, HO	\$399.99

**HOT NEW PRODUCT!**

## PRR H-10 2-8-0

### Die-Cast HO Scale Steam Locomotive

- Beautifully Detailed and Accurately Modeled
- Precision Paint, Color, and Lettering Schemes
- Paragon2 Sound & Operation System with Authentic Sounds and Prototypical Operation for DC and DCC
- Multiple / Quillable Whistles
- Many Separately Applied Details including Brass Bell
- Constant Intensity Directional Lighting
- Factory Installed Engineer / Fireman Figures
- Synchronized Smoke Puffs with each Chuff
- Auto Pilot Equipped for Automatic Operation
- Superb slow speed operation due to the best BEMF control
- Jeweled Marker Lights
- **Locomotive Composition:** Die Cast w/ Die Cast Chassis
- **Motor type:** 5-Pole Can with Skewed Armature & Dual Fly Wheels
- **Couplers:** (2) Operating Kadee® Compatible
- **Compatible Tracks:** Code 70, 83, 100 Rail
- **Traction Tire Driver Equipped / Spare Metal Driver incl.**
- **Recommended Minimum Radius:** 18 in or greater





PRR's I1s decapod design was so successful that by 1924, this 2-10-0 was considered the standard heavy freight hauler of the railroad up until WWII. In 1930, the original I1s underwent a revision of the cylinder steam vents to admit steam for 78% of the stroke. This boosted tractive effort from 90,000 to 96,000 lbs and made the new class I1sa. Through the years, many I1s engines were changed over to the modified I1sa design. By July 1947, the 598-unit fleet was divided into 109 I1s and 489 I1sa locomotives. They remained in service until the end of PRR steam in 1957.

Decapods outperformed Mikado L1's by a whopping 41% more horsepower while consuming 12% less steam. Nicknames for the type included Decs and Hippos, the latter possibly from the fat boiler.

**DO YOU KNOW?** The I1sa short tender (90F82) has coal board sides that are bent inward a few degrees. Even the most expensive of brass models have missed this detail. BLI's I1sa will properly model this detail—an industry first. Thank you, PRRT&HS Modeling Committee, especially Bob Johnson, for your keen eyes!



Original Headlight & Short Tender

AVAILABLE ITEMS			
2480 PRR I1sa 2-10-0, #4262, Modern Headlight, 90F82 Short Tender, Paragon2 Sound/DC/DCC, HO			\$399.99
2481 PRR I1sa 2-10-0, #4308, Modern Headlight, 90F82 Short Tender, Paragon2 Sound/DC/DCC, HO			\$399.99
2482 PRR I1sa 2-10-0, #4378, Modern Headlight, 90F82 Short Tender, Paragon2 Sound/DC/DCC, HO			\$399.99
2483 PRR I1sa 2-10-0, #4243, Original Headlight, 90F82 Short Tender, Paragon2 Sound/DC/DCC, HO			\$399.99
2484 PRR I1sa 2-10-0, #4326, Original Headlight, 90F82 Short Tender, Paragon2 Sound/DC/DCC, HO			\$399.99
2485 PRR I1sa 2-10-0, #4473, Original Headlight, 90F82 Short Tender, Paragon2 Sound/DC/DCC, HO			\$399.99
2486 PRR I1sa 2-10-0, #4249, Modern Headlight, 210F82A Long Tender, Paragon2 Sound/DC/DCC, HO			\$399.99
2487 PRR I1sa 2-10-0, #4301, Modern Headlight, 210F82A Long Tender, Paragon2 Sound/DC/DCC, HO			\$399.99
2488 PRR I1sa 2-10-0, #4394, Modern Headlight, 210F82A Long Tender, Paragon2 Sound/DC/DCC, HO			\$399.99
2489 PRR I1sa 2-10-0, #4591, Modern Headlight, 210F82A Long Tender, Paragon2 Sound/DC/DCC, HO			\$399.99
2490 PRR I1sa 2-10-0, Unlettered/Unnumbered, Modern Headlight, 90F82 Short Tender, Paragon2 Sound/DC/DCC, HO			\$399.99
2491 PRR I1sa 2-10-0, Unlettered/Unnumbered, Original Headlight, 90F82 Short Tender, Paragon2 Sound/DC/DCC, HO			\$399.99
2492 PRR I1sa 2-10-0, Unlettered/Unnumbered, Modern Headlight, 210F82A Long Tender, Paragon2 Sound/DC/DCC, HO			\$399.99



Modern Headlight & Long Tender

# PRR I1sa 2-10-0

## HO Scale Steam Locomotive



- Beautifully Detailed and Accurately Modeled
- Precision Paint, Color, and Lettering Schemes
- Paragon2 Sound & Operation System with Authentic Sounds and Prototypical Operation for DC and DCC
- Multiple / Quillable Whistles
- Many Separately Applied Details including Brass Bell
- Constant Intensity Directional Lighting
- Factory Installed Engineer / Fireman Figures
- Synchronized Smoke Puffs with each Chuff
- Auto Pilot Equipped for Automatic Operation
- Superb slow speed operation due to the best BEMF control
- Lighted Number Boards
- **Locomotive Composition:** ABS with Die Cast Chassis
- **Motor type:** 5-Pole Can with Skewed Armature & Dual Fly Wheels
- **Couplers:** (2) Operating Kadee® Compatible
- **Compatible Tracks:** Code 70, 83, 100 Rail
- **Traction tire equipped. Metal Wheel driver available from BLI**
- **Recommended Minimum Radius:** 18 in or greater



The K4 Pacific was the cornerstone of Pennsy's passenger service. For 41 years, 1916 through 1957, the K4 performed most competently with a superb combination of speed, power and grace. So enamored with this locomotive, the Juniata and Baldwin Shops built 425 units in 11 years.

In the mid 1930's, as the passenger consists grew longer and heavier, Pennsy would double and even triple head the K4's.

Imagine yourself standing next to a track in Pennsylvania, seeing and hearing a consist of triple headed K4's pulling a long line of passenger cars filled with patrons speeding by. Imagine seeing and hearing the three sets of pistons pounding, the perfect rhythm of the side rods flailing, whistles echoing through the Pennsylvania valleys...A site to behold. Even though we cannot rewitness the past, you can recreate it on your pike. Ah, the magic of model railroading!

The K4 is recognized as the State Steam Locomotive of Pennsylvania.

AVAILABLE ITEMS

2240 PRR K4s 4-6-2, #1533, Pre-war version with slatted pilot, Paragon2 Sound/DC/DCC, HO	\$499.99
2241 PRR K4s 4-6-2, #5041, Pre-war version with slatted pilot, Paragon2 Sound/DC/DCC, HO	\$499.99
2242 PRR K4s 4-6-2, #5346, Pre-war version with slatted pilot, Paragon2 Sound/DC/DCC, HO	\$499.99
2243 PRR K4s 4-6-2, Unlettered/Unnumbered, Pre-war version with slatted pilot, Paragon2 Sound/DC/DCC, HO	\$499.99
2244 PRR K4s 4-6-2, #920, 1950's version with cast pilot, Paragon2 Sound/DC/DCC, HO	\$499.99
2245 PRR K4s 4-6-2, #1139, 1950's version with cast pilot, Paragon2 Sound/DC/DCC, HO	\$499.99
2246 PRR K4s 4-6-2, #5351, 1950's version with cast pilot, Paragon2 Sound/DC/DCC, HO	\$499.99
2247 PRR K4s 4-6-2, Unlettered/Unnumbered, 1950's version with cast pilot, Paragon2 Sound/DC/DCC, HO	\$499.99



# PRR K4s 4-6-2

## Die-Cast HO Scale Steam Locomotive



- Beautifully Detailed and Accurately Modeled
- Precision Paint, Color, and Lettering Schemes
- Paragon2 Sound & Operation System with Authentic Sounds and Prototypical Operation for DC and DCC
- Multiple / Quillable Whistles
- Many Separately Applied Details including Brass Bell
- Constant Intensity Directional Lighting
- Factory Installed Engineer / Fireman Figures
- Synchronized Smoke Puffs with each Chuff
- Auto Pilot Equipped for Automatic Operation
- Superb slow speed operation due to the best BEMF control
- Lighted Number Boards
- **Locomotive Composition:** Die Cast
- **Motor type:** 5-Pole Can with Skewed Armature & Dual Fly Wheels
- **Couplers:** (2) Operating Kadee® Compatible
- **Compatible Tracks:** Code 70, 83, 100 Rail
- **Traction tire equipped. Metal Wheel driver available from BLI**
- **Recommended Minimum Radius:** 18 in or greater

Specified features may change at any time.



The success of the M1 Mountain-type locomotives prompted the Pennsylvania Railroad to order 100 more locomotives of the 4-8-2 wheel arrangement in 1930, though several upgrades were incorporated in the new machines. The new locomotives became the M1a class and had a longer wheelbase than the M1's due to the addition of the Worthington feedwater heater. They also received the new larger class 210F75 tenders, which became known as the coast-to-coast tenders. The first 50 M1a locomotives (#6700 - 6749) were built by Baldwin; Juniata Shops (later known as Altoona Works) built the next 25 M1a's (#6750-6774), and the remaining 25 were built by Lima and numbered 6775-6799.

Starting in 1946, 41 of the M1a's received further improvements by increasing the boiler pressure and the addition of circulators to the firebox. The improved M1a's became the M1b class. The best way to tell them apart is to look for the circulators on the firebox, above the running boards - those round objects in a diagonal line that look like wash-out plugs.

The PRR 4-8-2's were considered to be the finest of the Pennsy's steam locomotives. They were designed as dual service locomotives and were put to the test hauling passenger trains, general freight, and in the end even the heavy ore trains (which they were never intended to pull). They did it all in style!

This is our first run of the PRR M1a's and M1b's equipped with our new Paragon2 Sound System. Below we describe all the new features that you'll enjoy.

PENNSYLVANIA RAILROAD  
EQUIPMENT TRUST SERIES P  
FIDELITY-PHILADELPHIA TRUST CO.  
TRUSTEE, OWNER AND LESSOR



# PRR M1a / M1b

## HO Scale Steam Locomotive

PENNSYLVANIA RAILROAD  
EQUIPMENT TRUST SERIES P  
FIDELITY-PHILADELPHIA TRUST CO.  
TRUSTEE, OWNER AND LESSOR

- Beautifully Detailed and Accurately Modeled
- Precision Paint, Color, and Lettering Schemes
- Paragon2 Sound & Operation System with Authentic Sounds and Prototypical Operation for DC and DCC
- Multiple / Quillable Whistles
- Many Separately Applied Details including Brass Bell
- Constant Intensity Directional Lighting
- Factory Installed Engineer / Fireman Figures
- Auto Pilot Equipped for Automatic Operation
- Superb slow speed operation due to the best BEMF control

- **Locomotive Composition:** ABS with Die Cast Chassis
- **Motor type:** 5-Pole Can with Skewed Armature & Dual Fly Wheels
- **Couplers:** (2) Operating Kadee® Compatible
- **Compatible Tracks:** Code 70, 83, 100 Rail
- **Traction tire equipped. Metal Wheel driver available from BLI**
- **Recommended Minimum Radius:** 22 in or greater

**AVAILABLE ITEMS**

2210 PRR M1a 4-8-2, #6710, Post-1946 Version, Paragon2 Sound/DC/DCC, HO	\$399.99
2211 PRR M1a 4-8-2, #6763, Post-1946 Version, Paragon2 Sound/DC/DCC, HO	\$399.99
2212 PRR M1a 4-8-2, #6772, Post-1946 Version, Paragon2 Sound/DC/DCC, HO	\$399.99
2213 PRR M1a 4-8-2, Unlettered/Unnumbered, Post-1946 Version, Paragon2 Sound/DC/DCC, HO	\$399.99
2214 PRR M1b 4-8-2, #6736, Post-1946 Version, Paragon2 Sound/DC/DCC, HO	\$399.99
2215 PRR M1b 4-8-2, #6749, Post-1946 Version, Paragon2 Sound/DC/DCC, HO	\$399.99
2216 PRR M1b 4-8-2, #6758, Post-1946 Version, Paragon2 Sound/DC/DCC, HO	\$399.99
2217 PRR M1b 4-8-2, Unlettered/Unnumbered, Post-1946 Version, Paragon2 Sound/DC/DCC, HO	\$399.99

Specified features may change at any time.





There were 233 original USRA Heavy 2-8-2's built plus another 957 copies, covering 23 railroads. There were 625 original USRA Light 2-8-2's and 641 copies. They were extremely successful designs, indeed.

The USRA heavy 2-8-2's used pretty much the same running gear as the light 2-8-2's, but the boilers were 10 inches larger in diameter and they had larger cylinders as well. Tractive effort was about 10% higher for the heavy 2-8-2's.

BLI's models follow the as-delivered design very closely. And in most instances, there will be two locomotive numbers offered for each railroad, plus a painted model without any lettering.



MOPAC model shown for reference.  
Items available for this run indicated in list below.

AVAILABLE ITEMS	
2150 USRA Heavy Mikado 2-8-2, ATSF #3288, w/ Paragon2 Sound/DC/DCC, HO	\$299.99
2151 USRA Heavy Mikado 2-8-2, ATSF #3289, w/ Paragon2 Sound/DC/DCC, HO	\$299.99
2152 USRA Heavy Mikado 2-8-2, C&NW #425, w/ Paragon2 Sound/DC/DCC, HO	\$299.99
2153 USRA Heavy Mikado 2-8-2, C&NW #427, w/ Paragon2 Sound/DC/DCC, HO	\$299.99
2156 USRA Heavy Mikado 2-8-2, NH #3104, w/ Paragon2 Sound/DC/DCC, HO	\$299.99
2157 USRA Heavy Mikado 2-8-2, NH #3106, w/ Paragon2 Sound/DC/DCC, HO	\$299.99
2160 USRA Heavy Mikado 2-8-2, SOU #4901, w/ Paragon2 Sound/DC/DCC, HO	\$299.99
2161 USRA Heavy Mikado 2-8-2, SOU #4887, w/ Paragon2 Sound/DC/DCC, HO	\$299.99
2164 USRA Heavy Mikado 2-8-2, Unlettered/Unnumbered, w/ Paragon2 Sound/DC/DCC, HO	\$299.99



## USRA Heavy Mikado 2-8-2

HO Scale Steam Locomotive




- Beautifully Detailed and Accurately Modeled
- Precision Paint, Color, and Lettering Schemes
- Paragon2 Sound & Operation System with Authentic Sounds and Prototypical Operation for DC and DCC
- Multiple / Quillable Whistles
- Many Separately Applied Details including Brass Bell
- Constant Intensity Directional Lighting
- Factory Installed Engineer / Fireman Figures
- Auto Pilot Equipped for Automatic Operation
- Superb slow speed operation due to the best BEMF control

- **Locomotive Composition:** ABS with Die Cast Chassis
  - **Motor type:** 5-Pole Can with Skewed Armature & Dual Fly Wheels
  - **Couplers:** (2) Operating Kadee® Compatible
  - **Compatible Tracks:** Code 70, 83, 100 Rail
  - **Recommended Minimum Radius:** 18 in or greater
- **NOTE:** Due to insufficient boiler diameter, there is no smoke unit in this model

Specified features may change at any time.



AVAILABLE ITEMS	
2165 USRA Light Mikado 2-8-2, CN #3723, Paragon2 Sound/DC/DCC, HO	\$299.99
2166 USRA Light Mikado 2-8-2, CN #3725, Paragon2 Sound/DC/DCC, HO	\$299.99
2176 USRA Light Mikado 2-8-2, PRR #9629, Paragon2 Sound/DC/DCC, HO	\$299.99
2177 USRA Light Mikado 2-8-2, PRR #9631, Paragon2 Sound/DC/DCC, HO	\$299.99
2180 USRA Light Mikado 2-8-2, UP #2485, Paragon2 Sound/DC/DCC, HO	\$299.99
2181 USRA Light Mikado 2-8-2, UP #2491, Paragon2 Sound/DC/DCC, HO	\$299.99
2182 USRA Light Mikado 2-8-2, Unlettered/Unnumbered, Paragon2 Sound/DC/DCC, HO	\$299.99



Union Pacific

## USRA Light Mikado 2-8-2

HO Scale Steam Locomotive




- Beautifully Detailed and Accurately Modeled
- Precision Paint, Color, and Lettering Schemes
- Paragon2 Sound & Operation System with Authentic Sounds and Prototypical Operation for DC and DCC
- Multiple / Quillable Whistles
- Many Separately Applied Details including Brass Bell
- Constant Intensity Directional Lighting
- Factory Installed Engineer / Fireman Figures
- Auto Pilot Equipped for Automatic Operation
- Superb slow speed operation due to the best BEMF control

- **Locomotive Composition:** ABS with Die Cast Chassis
  - **Motor type:** 5-Pole Can with Skewed Armature & Dual Fly Wheels
  - **Couplers:** (2) Operating Kadee® Compatible
  - **Compatible Tracks:** Code 70, 83, 100 Rail
  - **Traction Tire Driver Equipped / Spare Metal Driver incl.**
  - **Recommended Minimum Radius:** 18 in or greater
- **NOTE:** Due to insufficient boiler diameter, there is no smoke unit in this model

Specified features may change at any time.



# HOT NEW PRODUCT!



The Pacific-type locomotive evolved as the need for power and speed increased. First: the 4-wheel leading truck delivered stability at the faster speeds. Secondly, six tall drivers provided pulling power and speed. Lastly, a 2-wheel trailing truck provided support for a larger firebox. The sum of this design was the 4-6-2-USRA Pacific, the passenger locomotive of the early twentieth century.

The USRA designation for light and heavy locomotives was a function of the track's ability to withstand weight. Excessive axle weight could damage the rails, loosen fastenings and also cause damage to the locomotive. Thus the USRA deemed a maximum of 54,000 pounds per axel as a light locomotive. The USRA Light Pacific weighed in at 277,000 lbs, with a 73in driver diameter and a boiler pressure of 200lb/in<sup>2</sup>.

The cost of a USRA light Pacific in 1919 was \$58,146. By the way, that cost is cheaper than a 2012 Cadillac Escalade! (not adjusted for inflation).

**AVAILABLE ITEMS**

1055 USRA Light Pacific, ACL, #1519, Sound/DC/DCC, HO	\$299.99
1056 USRA Light Pacific, ACL, #1523, Sound/DC/DCC, HO	\$299.99
1057 USRA Light Pacific, B&O, #5203, Sound/DC/DCC, HO	\$299.99
1058 USRA Light Pacific, B&O, #5209, Sound/DC/DCC, HO	\$299.99
1059 USRA Light Pacific, L&N, #225, Sound/DC/DCC, HO	\$299.99
1060 USRA Light Pacific, L&N, #241, Sound/DC/DCC, HO	\$299.99
1061 USRA Light Pacific, GM&O, #267, Sound/DC/DCC, HO	\$299.99
1062 USRA Light Pacific, GM&O, #268, Sound/DC/DCC, HO	\$299.99
1063 USRA Light Pacific, B&M, #3715, Sound/DC/DCC, HO	\$299.99
1064 USRA Light Pacific, ERIE, #2922, Sound/DC/DCC, HO	\$299.99
1065 USRA Light Pacific, Rdg, #217, Sound/DC/DCC, HO	\$299.99
1066 USRA Light Pacific, RUT, #82, Sound/DC/DCC, HO	\$299.99
1079 USRA Light Pacific, Undec., Sound/DC/DCC, HO	\$299.99

- Beautifully Detailed and Accurately Modeled
- Precision Paint, Color, and Lettering Schemes
- Paragon2 Sound & Operation System with Authentic Sounds and Prototypical Operation for DC and DCC
- Multiple / Quillable Whistles
- Many Separately Applied Details including Brass Bell
- Constant Intensity Directional Lighting
- Factory Installed Engineer / Fireman Figures
- Auto Pilot Equipped for Automatic Operation
- Superb slow speed operation due to the best BEMF control

- **Locomotive Composition:** ABS with Die Cast Chassis
- **Motor type:** 5-Pole Can with Skewed Armature & Dual Fly Wheels
- **Couplers:** (2) Operating Kadee® Compatible
- **Compatible Tracks:** Code 70, 83, 100 Rail
- **Traction Tire Driver Equipped / Spare Metal Driver incl.**
- **Recommended Minimum Radius:** 18 in or greater

• **NOTE:** Due to insufficient boiler diameter, there is no smoke unit in this model

## USRA Light Pacific

### HO Scale Steam Locomotive



AVAILABLE ITEMS	
1004 2-Pack A (a,b)	\$2.99
1005 2-Pack B (c,h)	\$2.99
1006 4-Pack A (a,b,c,d)	\$5.99
1007 4-Pack B (e,f,g,h)	\$5.99
1008 8-Pack (a,b,c,d,e,f,g,h)	\$7.99

Our hand-painted HO fireman and engineer figures are perfect for outfitting any Broadway Limited Imports or other brand locomotive with greater realism! Each figure is ready to install with post-hole or with glue.

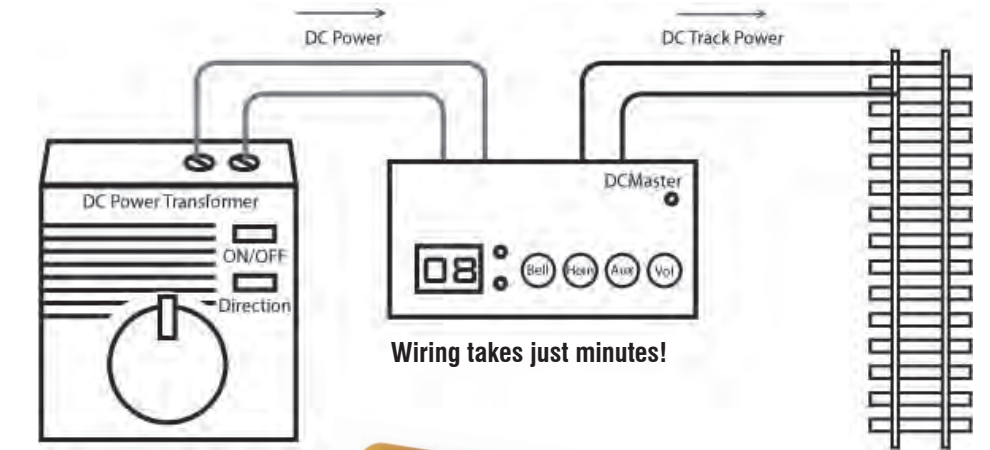
Use the diagram above to choose which figures to put in your locomotives.

## DCMaster Analog Control Module

If you're a DC operator, you will want to get the DCMaster for your analog layout to operate the user-triggered sound effects for both Paragon2 and BlueLine sound equipped locomotives.

- For use in conjunction with a standard DC power pack for BlueLine & Paragon2 Series (as well as LokSound) locomotives for triggering user-activated sounds like Horn/Whistle, Bell, Auxiliary Sounds
- Easily adjust Volume or Mute Sound
- Program all CV's for performance tweaking and individual sound programming adjustments
- Reset locomotives back to factory defaults
- Easy to read LCD display
- Simple wiring takes minutes to complete
- Can be wired in-line with Quantum Engineer
- For HO/N/On30

\*Not for use with QSI Quantum equipped locomotives.

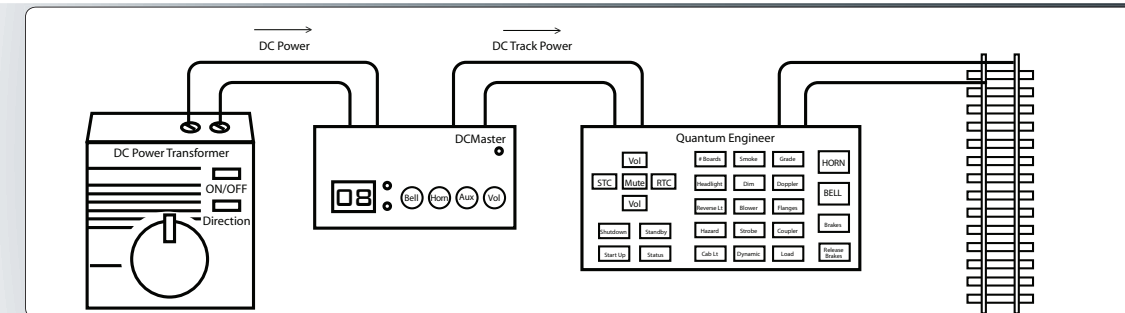


Wiring takes just minutes!



AVAILABLE ITEMS	
1011 DCMaster Analog Control Module for Paragon2, BlueLine & LokSound	\$ 39.99

Yes, the DCMaster can be used in conjunction with Quantum Engineer or Sidekick!




## Engineer & Firemen Figures

HO Cab Figurines

## DCMaster Analog Control Module



RR Police



Hi-Railers were used on early railroads and are still in use today for inspection, maintenance and more. These Brass Hi-Railers will add detail to your layout that friends will find interesting as well as fun.

Broadway Limited Imports' faithful brass renditions of these beautiful vehicles are available in a variety of paint schemes and they are all "dual mode" meaning they run on DC & DCC!

Caution: Historically Hi Railers have often been involved in an alarming number of serious accidents and deaths. Please think Safety First when operating these vehicles.

**AVAILABLE ITEMS**

1900 ATSF 1929 Track Inspection Sedan, DC/DCC, HO	\$79.99
1901 B&O 1929 Track Inspection Sedan, DC/DCC, HO	\$79.99
1902 CB&Q 1929 Track Inspection Sedan, DC/DCC, HO	\$79.99
1903 CP 1929 Track Inspection Sedan, DC/DCC, HO	\$79.99
1904 GN 1929 Track Inspection Sedan, DC/DCC, HO	\$79.99
1905 MILW 1929 Track Inspection Sedan, DC/DCC, HO	\$79.99
1906 MOW 1929 Track Inspection Sedan, DC/DCC, HO	\$79.99
1907 PRR 1929 Track Inspection Sedan, DC/DCC, HO	\$79.99
1908 RR Police 1929 Track Inspection Sedan, DC/DCC, HO	\$79.99
1909 SOU 1929 Track Inspection Sedan, DC/DCC, HO	\$79.99
1910 SP 1929 Track Inspection Sedan, Daylight Colors, DC/DCC, HO	\$79.99
1911 UP 1929 Track Inspection Sedan, DC/DCC, HO	\$79.99
1912 Unlettered 1929 Track Inspection Sedan, DC/DCC, HO	\$79.99
1913 CN Hi-Rail Pick-up Truck, DC/DCC, HO	\$79.99
1914 CP Rail Hi-Rail Pick-up Truck, DC/DCC, HO	\$79.99
1915 CSX Hi-Rail Pick-up Truck, DC/DCC, HO	\$79.99
1916 MOW Yellow Hi-Rail Pick-up Truck, DC/DCC, HO	\$79.99

## Hi-Rail Vehicles

### HO Scale Motorized Brass Vehicles

- Beautifully Detailed, Brass Hi-Rail Vehicles
- Authentic Design, Paint and Color Schemes
- **Body Composition:** Brass
- **Chassis Composition:** Die Cast
- **Wheel Composition:** Metal
- **Compatible Tracks:** Code 70, 83, 100 Rail
- **Recommended Minimum Radius:** 10 in

Now available for order through your favorite local hobby shop!

# TRACKMOBILE®

## TRACKMOBILE®

Dollar for dollar, Trackmobiles are cheaper for railroads, grain elevators, quarries, factories and a multitude of other operations to buy and operate. With the ability to lower the road wheels and travel to her next switching assignment, the Trackmobile has proven to be the perfect alternative.

Whether your layout has a switch yard, steel company or any other type of facility that requires the movement of freight cars, the BLI Trackmobile will be a welcome addition.

**AVAILABLE ITEMS**

6001 BNSF Trackmobile, DC Version, HO	\$79.99
6002 BNSF Trackmobile, DCC Version, HO	\$109.99
6003 CN Trackmobile, DC Version, HO	\$79.99
6004 CN Trackmobile, DCC Version, HO	\$109.99
6005 CP Trackmobile, DC Version, HO	\$79.99
6006 CP Trackmobile, DCC Version, HO	\$109.99
6007 CSX Trackmobile, DC Version, HO	\$79.99
6008 CSX Trackmobile, DCC Version, HO	\$109.99
6009 FEC Trackmobile, DC Version, HO	\$79.99
6010 FEC Trackmobile, DCC Version, HO	\$109.99
6011 MILW Trackmobile, DC Version, HO	\$79.99
6012 MILW Trackmobile, DCC Version, HO	\$109.99
6013 NH Trackmobile, DC Version, HO	\$79.99
6014 NH Trackmobile, DCC Version, HO	\$109.99
6015 NS Trackmobile, DC Version, HO	\$79.99
6016 NS Trackmobile, DCC Version, HO	\$109.99
6017 UP Trackmobile, DC Version, HO	\$79.99
6018 UP Trackmobile, DCC Version, HO	\$109.99
6019 Trackmobile Factory Paint Scheme, DC Version, HO	\$79.99
6020 Trackmobile Factory Paint Scheme, DCC Version, HO	\$109.99
6021 Trackmobile - Unlettered, DC Version, HO	\$79.99
6022 Trackmobile - Unlettered, DCC Version, HO	\$109.99
6032 PRR DGLE Trackmobile, DC Version, HO	\$79.99
6033 PRR DGLE Trackmobile, DCC Version, HO	\$109.99
6023 Trackmobile Pick-up Assembly	\$12.00

- Beautifully Detailed Motorized Rail Car Mover
- Authentic Design
- Precision Paint and Color Application
- Many Separately Applied Details Including Hand Rails
- Factory Installed Driver Figure
- Available in Dual Mode DCC
- Available in DC only version as well

Now available for order through your favorite local hobby shop!



- **Body Composition:** Heavy Weight Die Cast
- **Chassis Composition:** Die Cast
- **Wheel Composition:** Metal
- **Couplers:** (1) Scale #58 Metal Kadee® / Non-functional coupler on front for prototypical accuracy
- **Compatible Tracks:** Code 70, 83, 100 Rail
- **Recommended Minimum Radius:** 14 in

## Trackmobile®

Die Cast HO Scale Switching Machine



AVAILABLE ITEMS

513 Zephyr D&RGW Baggage Car #1100 'Silver Antelope', HO	\$74.99
514 Zephyr D&RGW Vista Dome Car #1105 'Silver Bronco', HO	\$74.99
516 Zephyr D&RGW Vista Dome Dormitory-Buffer-Lounge Car #1140 'Silver Shop', HO	\$74.99
517 Zephyr D&RGW 48-Seat dining Car #1115 'Silver Banquet', HO	\$74.99
521 Zephyr D&RGW 6 Bedroom - 5 Compartmnt Sleeper #1135 'Silver Gull', HO	\$74.99
522 Zephyr D&RGW 1 Drawing Room, 3 double Bedrooms Vista Dome Buffet Lounge Observation #1145 'Silver Sky',	\$74.99
1491 Zephyr CB&Q Baggage Car, #905, 'Silver Coyote', HO	\$74.99
1492 Zephyr WP Baggage Car, #802, 'Silver Stag', HO	\$74.99
1493 Zephyr CB&Q Vista Dome Car, #4717, 'Silver Lodge', HO	\$79.99
1495 Zephyr WP Vista Dome Car, #815, 'Silver Schooner', HO	\$79.99
1497 Zephyr CB&Q Vista Dome Car - Conductor's Window #4720, 'Silver Rifle', HO	\$79.99
1498 Zephyr D&RGW Vista Dome Car - Conductor's Window #1106, 'Silver Colt', HO	\$79.99
1499 Zephyr WP Vista Dome Car - Conductor's Window #814, 'Silver Sage', HO	\$79.99
1500 Zephyr CB&Q Vista Dome Dormitory-Buffer-Lounge Car #251, 'Silver Lounge', HO	\$79.99
1503 Zephyr WP Vista Dome Dormitory-Buffer-Lounge Car #832, 'Silver Hostel', HO	\$79.99
1504 Zephyr CB&Q 48-Seat Dining Car #193, 'Silver Cafe', HO	\$74.99
1506 Zephyr WP 48-Seat Dining Car #841, 'Silver Plate', HO	\$74.99
1507 Zephyr PRR 10 Roomettes, 6 double Bedrooms Sleeper #8449, 'Silver Rapids', Silver Roof, HO	\$74.99
1508 Zephyr CB&Q 10 Roomettes, 6 double Bedrooms Sleeper #427, 'Silver Cliff', HO	\$74.99
1509 Zephyr CB&Q 10 Roomettes, 6 double Bedrooms Sleeper #428, 'Silver Falls', HO	\$74.99
1511 Zephyr D&RGW 10 Roomettes, 6 double Bedrooms Sleeper #1131, 'Silver Summit', HO	\$74.99
1512 Zephyr D&RGW 10 Roomettes, 6 double Bedrooms Sleeper #1133, 'Silver Creek', HO	\$74.99
1514 Zephyr WP 10 Roomettes, 6 double Bedrooms Sleeper #863, 'Silver Mountain', HO	\$74.99
1517 Zephyr WP 10 Roomettes, 6 double Bedrooms Sleeper #867, 'Silver Surf', HO	\$74.99
1519 Zephyr CB&Q 16 Section Sleeper #402, 'Silver Cedar', HO	\$74.99
1520 Zephyr D&RGW 16 Section Sleeper #1121, 'Silver Pine', HO	\$74.99
1521 Zephyr WP 16 Section Sleeper #872, 'Silver Poplar', HO	\$74.99
1523 Zephyr CB&Q 6 Bedroom - 5 Compartment Sleeper #452, 'Silver Thrush', HO	\$74.99
1526 Zephyr WP 6 Bedroom - 5 Compartment Sleeper #852, 'Silver Swallow', HO	\$74.99
1528 Zephyr CB&Q 1 Drawing Room, 3 double Bedrooms Vista Dome Buffet-Lounge-Observation #377 'Silver Solarium', HO	\$79.99
1530 Zephyr WP 1 Drawing Room, 3 double Bedrooms Vista Dome Buffet-Lounge-Observation #882, 'Silver Planet', HO	\$79.99
1547 Zephyr D&RGW 1 Drawing Room, 3 double Bedrooms Vista Dome Buffet Lounge Observation #1249 'Silver Holly', HO	\$79.99
1021 Zephyr Baggage Car, unlettered & unnumbered, HO	\$74.99
1022 Zephyr Vista Dome, unlettered & unnumbered, HO	\$79.99
1023 Zephyr Vista Dome (Conductor Space), unlettered & unnumbered, HO	\$79.99
1024 Zephyr Vista Dome Dormitory-Buffer-Loung Car, unlettered & unnumbered, HO	\$79.99
1025 Zephyr 48-Seat Dining Car, unlettered & unnumbered, HO	\$74.99
1026 Zephyr 10 Roomettes, 6 double Bedrooms Sleeper, unlettered & unnumbered, HO	\$74.99
1027 Zephyr 16 Section Sleeper, unlettered & unnumbered, HO	\$74.99
1028 Zephyr 6 Bedroom - 5 Compartment Sleeper, unlettered & unnumbered, HO	\$74.99
1029 Zephyr 1 Drawing Room, 3 double Bedrooms Vista Dome Buffet Lounge Observation unlettered & unnumbered, HO	\$79.99
1054 Zephyr Vista Dome w/ Conductor's Window, unlettered and unnumbered, HO	\$79.99
700 California Zephyr 11-Car Mixed Set, HO	\$799.99

*"The best passenger cars HO scale model railroading has ever seen are coming back by popular demand!"*

- Beautifully Detailed, Accurate Passenger Cars
- Authentic Design
- Precision Nickel Plating Process is unmatched by any other manufacturer's process for realism
- Many Separately Applied Details Including Hand Rails
- Detailed Interiors
- Lighted Interiors
- Operational Exterior Lighting (where applicable)
- Antennae (where applicable)
- Operating Sprung Diaphragms
- **Observation Car:** Lighted Drumhead

The route of the California Zephyr covered 2,525 miles and took an average of two and a half days to complete. The CB&Q handled the train from Chicago to Denver, Colorado, where it was then handed over to the D&RGW. The D&RGW would then handle it until reaching Salt Lake City, Utah, where it would be taken over by the WP for its final leg into California. Scheduling intentionally placed the trains in the grandeur of the Feather River and Rocky mountains during daylight hours, while the Nevada deserts and plains states were crossed at night. This practice allowed passengers the most breath-taking views of the route during the day time. Each railroad contributed cars to the CZ, lettered for the participating roads. Even the Pennsylvania contributed a sleeping car, which we will also make available.

The California Zephyr was the train that became known as the "Silver Lady." The CZ was the grandest--and thus the most famous--way to reach the Golden State and the west. Join Broadway Limited Imports, as we remember one of the all-time premier trains with our upcoming HO Scale models, which will include the stainless steel cars and locomotives, all decorated and complete with interior detail, lighting, underbody appliances plus of course our now famous sound-equipped locomotives.

- **Body Composition:** ABS
- **Chassis Composition:** ABS
- **Couplers:** (2) Kadee® Compatible
- **Compatible Tracks:** Code 70, 83, 100 Rail
- **Recommended Minimum Radius:** 22 in


HO scale

# California

Coming back. By popular demand.

# Zephyr





Vista Dome Observation Car



Vista Dome Car



48-Seat Dining Car



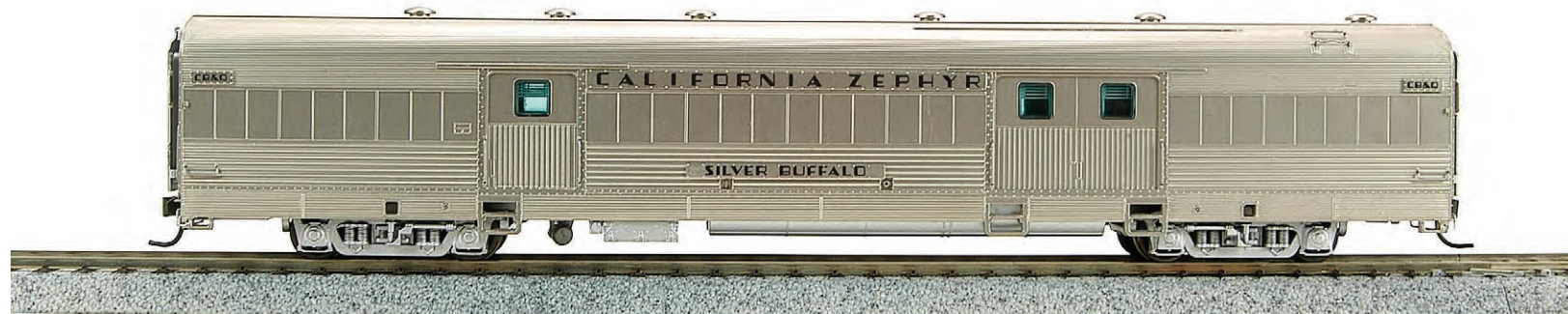
16-Section Sleeper



Vista Dome Dormitory Buffet  
Lounge Car



6-BR/5-Comp Sleeper



Baggage Car



Vista Dome Car Conductor's  
Window

Stock cars were used to transport a variety of live animals, such as cattle, mules, horses, as well as hogs sheep and calves. Animal transport was and still is an important revenue stream for many railroads.

BLI's K7A is a handsome reproduction of the Pennsylvania Railroad design. Our sound equipped stock cars are equipped with motion-operated on/off technology so that live stock noises can be heard when the train moves or is jostled. Just like in real life!

So, if your pike has livestock to move, we have the means. Our sound stock cars have been a hit for many years and we're bringing them back due to popular demand. Order yours today.



AVAILABLE ITEMS	
2520 CB&Q Stock Car, Cattle Sounds, HO	\$129.99
2521 CN Stock Car, Cattle Sounds, HO	\$129.99
2522 CP Stock Car, Cattle Sounds, HO	\$129.99
2523 GN Stock Car, Cattle Sounds, HO	\$129.99
2524 N&W Stock Car, Cattle Sounds, HO	\$129.99
2525 NYC Stock Car, Cattle Sounds, HO	\$129.99
2526 PRR Stock Car, Cattle Sounds, HO	\$129.99
2527 UP Stock Car, Cattle Sounds, HO	\$129.99
2528 Unlettered Stock Car, Stock Car Brown, Cattle Sounds, HO	\$129.99
2529 CN Stock Cars (4-pack), No Sound, HO	\$99.99
2530 N&W Stock Cars (4-pack), No Sound, HO	\$99.99

2531 PRR Stock Cars (4-pack), No Sound, HO	\$99.99
2532 UP Stock Cars (4-pack), No Sound, HO	\$99.99
2533 Unlettered Stock Cars (4-pack), No Sound, HO	\$99.99
2534 CN Stock Car (Single pack), No Sound, HO	\$29.99
2535 N&W Stock Car (Single pack), No Sound, HO	\$29.99
2536 PRR Stock Car (Single pack), No Sound, HO	\$29.99
2537 UP Stock Car (Single pack), No Sound, HO	\$29.99
2538 Unlettered Stock Car (Single pack), No Sound, HO	\$29.99

## K7 Stock Car, HO Premium HO Scale Rolling Stock

- Beautifully Detailed, Accurate K7-Style Stock Cars
- Authentic Design, Paint and Color Schemes
- Many Separately Applied Details Including Hand Rails
  - Detailed Underbody & Brake System
  - **Body Composition:** ABS
  - **Chassis Composition:** Die Cast
  - **Wheel Composition:** Metal
- **Couplers:** (2) Kadee® Compatible
- **Compatible Tracks:** Code 70, 83, 100 Rail
- **Recommended Minimum Radius:** 18 in

Shortly before World War I, the NYC and PRR pioneered the construction of all-steel box cars with steel sheathing. In 1922, the NYC began delivering their NYC Specification 486 steel box car. These became the second most populous steel box cars on America's railroads, second only to the PRR X29 cars. From the 1920's through the late 1950's, these cars could be found everywhere on the New York Central system, as well as traveling in interchange almost everywhere in North America. Variations in design over the decades were relatively few, and Broadway Limited Imports will model these cars as most of them appeared in the late 40's and 50's. BLI's models will have rectangular-paneled roofs, corrugated doors, AB brakes, ARA U-section trucks, and a steel-grid running board along the top of the car. We will offer the cars with two versions of end caps – 7-8 corrugated ends and Dreadnaught ends.



'Dreadnaught' End



'Corrugated' End

AVAILABLE ITEMS

1750 NYC Steel Box Car, 4-pack: #103105, #106487, #108152, #111869, (with 7-8 corrugated ends, pre-1955 Roman lettering), HO	\$99.99
1751 NYC Steel Box Car, 4-pack: #104324, #106322, #107947, #110334, (with 7-8 corrugated ends, post-1955 Extended Gothic lettering), HO	\$99.99
1752 NYC Steel Box Car, 4-pack: #121134, #121656, #122724, #123242, (with Dreadnaught ends, pre-1955 Roman lettering), HO	\$99.99
1753 NYC Steel Box Car, 4-pack: #121263, #121876, #122545, #122820, (with Dreadnaught ends, post-1955 Extended Gothic lettering), HO	\$99.99
1754 NYC Steel Box Car, 4-pack: Unlettered/Unnumbered, (with 7-8 corrugated ends), HO	\$99.99
1755 NYC Steel Box Car, #103247, with 7-8 corrugated ends, pre-1955 Roman lettering, HO	\$29.99
1756 NYC Steel Box Car, #118728, with 7-8 corrugated ends, pre-1955 Roman lettering, HO	\$29.99
1757 NYC Steel Box Car, #103633, with 7-8 corrugated ends, post-1955 Extended Gothic lettering, HO	\$29.99
1758 NYC Steel Box Car, #105065, with 7-8 corrugated ends, post-1955 Extended Gothic lettering, HO	\$29.99
1759 NYC Steel Box Car, #122766, with Dreadnaught ends, pre-1955 Roman lettering, HO	\$29.99
1760 NYC Steel Box Car, #121333, with Dreadnaught ends, post-1955 Extended Gothic lettering, HO	\$29.99
1761 B&A Steel Box Car, #50639, with 7-8 corrugated ends, pre-1955 Roman lettering, HO	\$29.99
1762 P&E Steel Box Car, #3829, with 7-8 corrugated ends, pre-1955 Roman lettering, HO	\$29.99

## NYC Steel Side Box Car

### Premium HO Scale Rolling Stock



- Beautifully Detailed, Accurate Steel Side Box Cars
- Authentic Design, Paint and Color Schemes
- Many Separately Applied Details Including Hand Rails
  - Detailed Underbody & Brake System
  - **Body Composition:** ABS
  - **Chassis Composition:** Die Cast
  - **Wheel Composition:** Metal
  - **Couplers:** (2) Kadee® Compatible
- **Compatible Tracks:** Code 70, 83, 100 Rail
- **Recommended Minimum Radius:** 18 in







# SP Daylight Passenger Train



1953 Coast Daylight Train

In Production  
**NOW!**  
Reserve  
today!

▲ Morning Daylight Prewar / Skirted Observation Car (production sample shown)



Prototypically Painted Interiors



Lighted Drumhead

AVAILABLE ITEMS	
BLI1570 Baggage Chair, Antenna, #3302, HO	\$74.99
BLI1571 Articulated Chair W #2462 / Chair M #2461 (2-Car Set) with Antenna, HO	\$149.99
BLI1572 Articulated Chair W #2474 / Chair M #2473 (2-Car Set) with Antenna, HO	\$149.99
BLI1573 Chair, #2485, HO	\$74.99
BLI1574 Parlor, #3002, HO	\$74.99
BLI1575 Parlor Observation, Antenna, #2954, HO	\$89.99
BLI1576 Articulated Coffee #10258/Kitchen #10257/Diner #10256 (3-Car Set), HO	\$199.99
BLI1577 Tavern, Antenna, #10314, HO	\$74.99
BLI1578 Articulated Chair W #2458 / Chair M #2457 (2-Car Set), HO	\$149.99
BLI1579 Articulated Chair W #2460 / Chair M #2459 (2-Car Set), HO	\$149.99
BLI1580 Baggage Chair, Antenna, #3303, HO	\$74.99
BLI1581 Articulated Chair W #2470 / Chair M #2469 (2-Car Set) with Antenna, HO	\$149.99
BLI1582 Articulated Chair W #2476 / Chair M #2475 (2-Car Set) with Antenna, HO	\$149.99
BLI1583 Chair, #2486, HO	\$74.99
BLI1584 Parlor, #3003, HO	\$74.99
BLI1585 Parlor Observation, Antenna, #2955, HO	\$89.99
BLI1586 Articulated Coffee #10261/Kitchen #10260/Diner #10259 (3-Car Set), HO	\$199.99
BLI1587 Tavern, Antenna, #10315, HO	\$74.99
BLI1588 Articulated Chair W #2466 / Chair M #2465 (2-Car Set), HO	\$149.99
BLI1589 Articulated Chair W #2468 / Chair M #2467 (2-Car Set), HO	\$149.99

Train 1

Train 2

1941 Morning Daylight Train

AVAILABLE ITEMS	
PCM680 Baggage Chair, Antenna, #3302, HO	\$74.99
PCM681 Articulated Chair W #2462 / Chair M #2461 with antenna (2-Car Set), HO	\$149.99
PCM682 Articulated Chair W #2474 / Chair M #2473 with Antenna (2-Car Set), HO	\$149.99
PCM683 Chair, #2485, HO	\$74.99
PCM684 Parlor, #3002, HO	\$74.99
PCM685 Parlor Observation, Antenna, #2954, HO	\$89.99
PCM686 Articulated Coffee #10258/Kitchen #10257/Diner #10256 (3-Car Set), HO	\$199.99
PCM687 Tavern, Antenna, #10314, HO	\$74.99
PCM688 Articulated Chair W #2458 / Chair M #2457 (2-Car Set), HO	\$149.99
PCM689 Articulated Chair W #2460 / Chair M #2459 (2-Car Set), HO	\$149.99
PCM690 Baggage Chair, Antenna, #3303, HO	\$74.99
PCM691 Articulated Chair W #2470 / Chair M #2469 with Antenna, (2-Car Set), HO	\$149.99
PCM692 Articulated Chair W #2476 / Chair M #2475 with Antenna, (2-Car Set), HO	\$149.99
PCM693 Chair, #2486, HO	\$74.99
PCM694 Parlor, #3003, HO	\$74.99
PCM695 Parlor Observation, Antenna, #2955, HO	\$89.99
PCM696 Articulated Coffee #10261/Kitchen #10260/Diner #10259 (3-Car Set), HO	\$199.99
PCM697 Tavern, Antenna, #10315, HO	\$74.99
PCM698 Articulated Chair W #2466 / Chair M #2465 (2-Car Set), HO	\$149.99
PCM699 Articulated Chair W #2468 / Chair M #2467 (2-Car Set), HO	\$149.99


Train 1

Train 2

- Beautifully Detailed, Accurate Passenger Cars
  - Authentic Design, Paint and Color Schemes
  - Many Separately Applied Details Including Hand Rails
  - Detailed Interiors
  - Properly Colored Interiors
  - Lighted Interiors
  - Operational Exterior Lighting (where applicable)
  - Prototypically Accurate Articulated Cars (where applicable)
  - Antennae (where applicable)
  - Operating Sprung Diaphragms
  - Prototypically Accurate Match with **SP GS-4 Locomotives** and **PCM Alco PA/PB Locomotives**
  - **Observation Car:** Lighted Drumhead
- **Body Composition:** ABS
  - **Chassis Composition:** ABS
  - **Couplers:** (2) Kadee® Compatible
  - **Compatible Tracks:** Code 70, 83, 100 Rail
  - **Recommended Minimum Radius:** 22 in



▲ Morning Daylight Prewar / Skirted Observation Car (production sample shown)



▲ Morning Daylight Prewar / Skirted Chair/Baggage Car



▲ Morning Daylight Prewar / Skirted Articulated Chair Car



▲ Coast Daylight Postwar / Unskirted Observation Car (preproduction sample shown)



▲ Coast Daylight Postwar / Unskirted Chair/Baggage Car



◀ Coast Daylight Postwar / Unskirted Articulated Chair Car (production sample shown)

Broadway Limited is proud to present its high-quality HO SP Daylight Train. Following on the heels of our smash-hit California Zephyr Train, which set the new benchmark for passenger car quality, we've specifically designed our cars to outperform and out-class all other Daylight cars on the market now, or to come. Each car is color matched to the BLI GS-4 locomotive. Prototypically designed 2-car and 3-car articulated cars make our cars the most accurate Daylight cars ever made. Don't settle for a lesser Daylight Train. Order your BLI Daylight Train today.



DIESEL ELECTRIC LOCOMOTIVE  
BUILT BY  
ELECTRO-MOTIVE CORPORATION

Electro-Motive Corporation, (later to be known as GM's Electro-Motive Division) produced the 2000 horsepower E6 locomotive for passenger train service from 1939 to 1942. A total of 91 of these beauties were built. The booster version (B-Unit) was built from 1940 to 1942 and 26 of these were produced. EMD achieved 2000 HP output with two 12-cylinder, 1000 HP 567 engines inside. The distinctive slant to the nose of the E6 distinguishes it from other EMD E designs. Some refer to this nose shape as 'slantnose.' Two E6's are in existence today, although no longer in service.



AT&SF A/B

AVAILABLE ITEMS		
1650 EMD E6 A/B Set, ATSF #15L/#15A, Warbonnet Scheme, A-unit Paragon2 Sound/DC/DCC, Unpowered B-unit, N		\$249.99
1651 EMD E6 A/B Set, B&O #59/#59X, Blue, Gray, & Black Scheme, A-unit Paragon2 Sound/DC/DCC, Unpowered B-unit, N		\$249.99
1652 EMD E6 A/B Set, UP #987/#987B, Yellow & Gray Scheme, A-unit Paragon2 Sound/DC/DCC, Unpowered B-unit, N		\$249.99
1653 EMD E6 A/B Set, Unpainted, A-unit Paragon2 Sound/DC/DCC, Unpowered B-unit, N		\$249.99
1654 EMD E6A, ATSF #12L, Warbonnet Scheme, Paragon2 Sound/DC/DCC, N		\$199.99
1655 EMD E6B, ATSF #12A, Warbonnet Scheme, Paragon2 Sound/DC/DCC, N		\$199.99
1656 EMD E6A, B&O #63, Blue, Gray, Black Yellow Scheme, Paragon2 Sound/DC/DCC, N		\$199.99
1657 EMD E6B, B&O #63X, Blue, Gray, Black Yellow Scheme, Paragon2 Sound/DC/DCC, N		\$199.99
1658 EMD E6A, CRI&P #629, Maroon/Stainless Rocket Scheme, Paragon2 Sound/DC/DCC, N		\$199.99
1659 EMD E6A, CRI&P #631, Maroon/Stainless Rocket Scheme, Paragon2 Sound/DC/DCC, N		\$199.99
1660 EMD E6A, MILW #15A, As Delivered Gray/Orange Scheme, Paragon2 Sound/DC/DCC, N		\$199.99
1661 EMD E6A, MILW #15B, As Delivered Gray/Orange Scheme, Paragon2 Sound/DC/DCC, N		\$199.99
1662 EMD E6A, MOPAC #7003, Eagle Scheme, Paragon2 Sound/DC/DCC, N		\$199.99
1663 EMD E6B, MOPAC #7003B, Eagle Scheme, Paragon2 Sound/DC/DCC, N		\$199.99
1664 EMD E6A, SOU #2802, Green & White Scheme, Paragon2 Sound/DC/DCC, N		\$199.99
1665 EMD E6B, SOU #2952, Green & White Scheme, Paragon2 Sound/DC/DCC, N		\$199.99
1666 EMD E6A, UP #995, Yellow & Gray Scheme, Paragon2 Sound/DC/DCC, N		\$199.99
1667 EMD E6B, UP #985B, Yellow & Gray Scheme, Paragon2 Sound/DC/DCC, N		\$199.99
1668 EMD E6A, Unpainted, single headlight, Paragon2 Sound/DC/DCC, N		\$199.99
1669 EMD E6B, Unpainted, Paragon2 Sound/DC/DCC, N		\$199.99
1672 EMD E7A/E6B Set, B&O #1422/2412, A-unit w Paragon2 Sound/DC/DCC, Unpowered B-unit, N		\$249.99



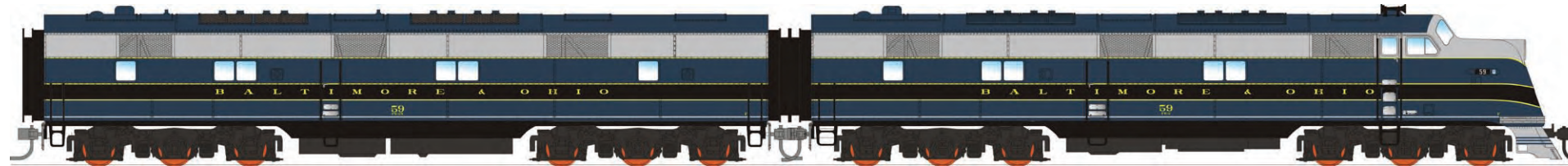
CR&P



Milwaukee Road



MOPAC



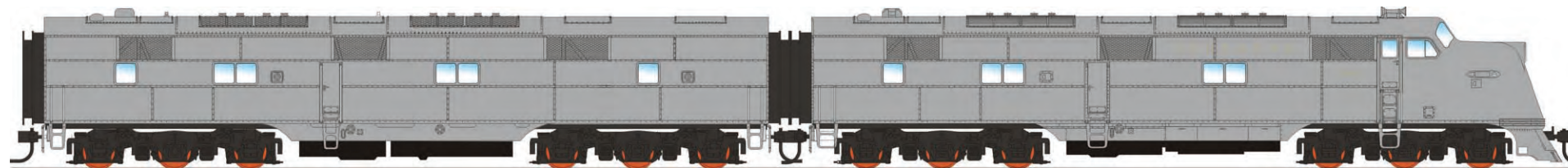
B&O A/B



Union Pacific A/B



Southern A/B



Unpainted A/B

# EMD E6/E7

## N Scale Diesel Locomotive With Sound



- Beautifully Detailed and Accurately Modeled
- Precision Paint and Color Schemes
- Paragon2 Sound & Operation System with Authentic Sounds and Prototypical Operation for DC and DCC
- Many Separately Applied Details including Ladders & Grab Irons
- Operating, Sprung Diaphragms
- Constant Intensity Directional Lighting
- Precision Gearing for Smooth, Powerful Operation
- Auto Pilot Equipped for Automatic Operation
- Superb slow speed operation due to the best BEMF control
- **Locomotive Composition:** ABS with Die Cast Chassis
- **Motor type:** 3-Pole Can with Skewed Armature & Dual Fly Wheels
- **Couplers:** (2) Operating Micro Trains® or Compatible
- **Recommended Minimum Radius:** 9.75 in



## GET YOUR HANDS ON THE BEST...

The best way to obtain Broadway Limited Imports' world-class model railroading products is still through your local hobby shop. Your local hobby shop will be able to answer your questions regarding our cutting-edge models so you can make the correct buying decision for your unique layout and equipment. Even if your local hobby shop doesn't stock all of our models, they can place orders for any of them.

To avoid disappointment, we highly recommend preordering with your local hobby shop—since all products are limited run. Many projects we deliver are sold out at time of delivery. Don't be left out in the cold. Preorder!

If for some reason you do not have a hobby shop in your area, we recommend you contact one of our fine super stores. These fine establishments have substantial Broadway Limited Imports inventory and expertise on an ongoing basis.

### OUR SUPERSTORES

**FACTORY DIRECT TRAINS**, ASHEVILLE, NC  
[www.factorydirecttrains.com](http://www.factorydirecttrains.com) | 800-990-3381

**TRAIN WORLD / TRAIN LAND**, BROOKLYN, NY  
[www.trainworld.com](http://www.trainworld.com) | 800-541-7010

**ALLIED MODELS**, CULVER CITY, CA  
[www.alliedmodeltrains.com](http://www.alliedmodeltrains.com) | 310-313-9353

**CABOOSE HOBBIES**, DENVER, CO  
[www.caboosehobbies.com](http://www.caboosehobbies.com) | 800-886-1813

**TRAINS & LANES**, EASTON, PA  
610-253-8850

**WARRICK'S HOBBY SUPER STORE**, PLANTATION, FL  
[www.hobbysuperstore.com](http://www.hobbysuperstore.com) | 954-424-6229

**BROADWAY LIMITED IMPORTS, LLC**  
9 East Tower Circle  
Ormond Beach, FL 32174, USA  
tel: 386.673.8900  
FAX: 386.673.8080  
email: [info@broadway-limited.com](mailto:info@broadway-limited.com)

2012 PRODUCT GUIDE



[WWW.BROADWAY-LIMITED.COM](http://WWW.BROADWAY-LIMITED.COM)